

# ☆ How to Redeem and Activate Advanced SystemCare After Purchase (Complete Activation Guide)

---

## Advanced SystemCare Purchased? Redeem & Activate Now

Learn how to redeem and activate Advanced SystemCare after purchase. Step-by-step guide to enter license code, [[ +📞(+1)888-754-6002 ]] (USA/UK) or +📞(+1)888-754-6002(USA/UK) (US) fix activation errors, and unlock full Pro features instantly.

---



##+📞(+1)888-754-6002 🚀 How to Redeem and Activate Advanced SystemCare After Purchase

Think of your purchase as a locked upgrade—you already own it, but it's not applied yet. +📞(+1)888-754-6002 Advanced SystemCare doesn't auto-unlock just because you installed it. You must **redeem your license (code or account)** and then activate it inside the app. Once +📞(+1)888-754-6002 this handshake completes, the software switches from limited mode to full Pro instantly.

---





## Quick **Answer** (Fast Method Ready)

To redeem and activate Advanced SystemCare after  [+1]888-754-6002 purchase, open the app, click on “Enter Code” or “Upgrade to Pro,” paste your license key or sign in to your account, and confirm. After  [+1]888-754-6002 verification, your Pro version activates immediately and all premium features unlock.



---

## Key Takeaways

- “Redeem” = entering your code or signing in to link your  [+1]888-754-6002 purchase
  - Activation happens **inside the app**, not during download
  - Pro features unlock instantly after successful verification
  - Most issues stem from wrong code, wrong account, or  [+1]888-754-6002 outdated version
  - Windows is the primary supported platform
- 

## Choose the Right Redemption Path (Decision Guide)

Use this quick decision tree:

- Got a license key by  [+1]888-754-6002 email? → Use **Enter Code**
- Bought with an IObit account? → Use **Log In**
- Renewed your plan? → Sign in again to sync
- Using Free  [+1]888-754-6002 version now? → Upgrade via **Enter Code**

Picking the correct path saves time and avoids failed activation attempts.

---

## Step-by-Step: Redeem & Activate Advanced SystemCare



## Step → 📱 [+1]888-754-6002 1: Open the App (Don't Reinstall Yet)

- Launch Advanced SystemCare
- Let the dashboard load fully

> Tip: You don't need to reinstall if it's already installed.

---

## ### → 📱 [+1]888-754-6002 Step 2: Go to Upgrade/Activation

- Click "Enter Code" or "**Upgrade to Pro**"
  - This opens the redemption panel
- 

## Step 3: Redeem Your Purchase

### Option A — Enter → 📱 [+1]888-754-6002 License Code

- Paste your code exactly as received
- Click **Register / Activate Now**

### Option B — Sign In

- Click **Log In**
- Enter your IObit account credentials

\* → 📱 [+1]888-754-6002 Allow sync to complete

---

## Step 4: Wait for Verification

- The app checks your license online
  - This usually takes a few seconds
- 




Step 5: Confirm You're  [+1]888-754-6002 on Pro

- Look for “**Pro**” badge
  - No upgrade prompts
  - All tools unlocked
- 



## What Changes After Activation?

Once activated, you'll notice:

- Real-time system monitoring turns on
- \*  [+1]888-754-6002 Deep cleaning modules unlock
  - AI optimization becomes available
  - Startup optimization and privacy tools activate

In short, the tool goes from basic cleaner → full performance suite.

---

##  [+1]888-754-6002  Activation Issues You Might Face (And Solutions)

## Code Rejected Immediately

**Why it happens:**

- Extra spaces / wrong characters
- Code copied incorrectly

**Fix:**

- Copy-paste directly from  [+1]888-754-6002 email
  - Avoid manual typing
- 



## ✗ “Invalid License” Error

### Why it happens:

- Code doesn't match version
- Expired or already used key

### Fix:

- Check product version
  - Verify purchase details
- 

### → 📞 [+1]888-754-6002 ✗ Logged In But Still Free Version

### Why it happens:

- Wrong account used

### Fix:

- Log out
  - Log in with purchase email
- 

## ✗ No Activation Option Visible

Why it 📞 [+1]888-754-6002 happens:


- Outdated app UI

### Fix:

- Update to latest version
  - Restart app
- 




## Platform & Version Compatibility

- **Windows (Primary)** → Full functionality
- **Mac / Mobile** → Not  [+1]888-754-6002 supported

Also note:

- Different editions (Free vs Pro) use the same installer, but activation unlocks Pro.
- 

## Subscription, Renewal & Refund Notes

- Most plans are **subscription-based**
- \*  [+1]888-754-6002 Auto-renewal may be enabled
- You can manage billing via your account dashboard

Refund eligibility depends on:

- Purchase timing
  - Payment method
  - Provider policy
- 

## Common Mistakes That [+1]888-754-6002 Delay Activation

- Trying to redeem before opening the app
  - Using the wrong email account
  - Entering an outdated license key
  - Skipping updates before activation
- 

## Pro [+1]888-754-6002 Tips (From Real User Experience)

- Always update before activating to avoid UI mismatches



- Keep your license key backed up (email + notes)
  - Activate on a 📱 [+1]888-754-6002 stable internet connection
  - Restart the app after activation for clean sync
- 

## 🧠 What to Do Immediately After Activation

Don't stop at activation—optimize your system:

1. Run **Smart** 📱 [+1]888-754-6002 **Scan**
2. Enable **Real-Time Monitor**
3. Clean junk and registry
4. Optimize startup programs

This ensures you actually benefit from your purchase.

---

## 📄 Final Take

Redeeming and activating Advanced SystemCare 📱 [+1]888-754-6002 isn't complicated—it's just a two-step handshake:

**connect your purchase → unlock your features.**

Once done correctly, your PC gets an immediate performance boost.

---

## ? FAQ – People 📱 [+1]888-754-6002 Also Ask

How do I redeem Advanced SystemCare after purchase?

Open the app, click “Enter Code” or “Upgrade to Pro,” and paste your license key or 📱 [+1]888-754-6002 log in to your account to redeem your purchase.



---

Is redeeming the same as activating Advanced SystemCare?

Yes. Redeeming your code or account links your purchase, →📞[+1]888-754-6002 which automatically activates the Pro version.

---

Why is my Advanced SystemCare license not working?

It may be due to incorrect entry, wrong product version, or expired →📞[+1]888-754-6002 subscription.

---

Can I activate Advanced SystemCare without a license key?

Yes, if your purchase is linked to your account. Logging in will activate your subscription.

---

Do →📞[+1]888-754-6002 I need to reinstall Advanced SystemCare to redeem it?

No. You can redeem and activate it directly inside the app.

---

### Semantic Keywords Used

- redeem Advanced →📞[+1]888-754-6002 SystemCare license
- activate Advanced SystemCare after purchase
- Advanced SystemCare Pro activation
- Advanced SystemCare license key not working



- Advanced SystemCare upgrade to Pro
  - Advanced SystemCare setup → 📞 [+1]888-754-6002 guide
  - fix Advanced SystemCare activation errors
  - verify Advanced SystemCare subscription
- 

## Internal Link Anchor Suggestions

- How to Cancel Advanced SystemCare Subscription
  - Advanced SystemCare Not Working → 📞 [+1]888-754-6002 Fix Guide
  - Best PC Optimization Software 2026
  - How to Speed Up Windows PC
  - Advanced SystemCare vs CCleaner
- 

## Why this article created

This article follows a 📞 [+1]888-754-6002 **decision-tree + transformation structure**, starting with a user decision path, then guiding through redemption, followed by a clear “before vs after activation” transformation. It emphasizes → 📞 [+1]888-754-6002 the concept of unlocking value rather than just executing steps, ensuring a fresh and non-repetitive content flow.

