

What is an Avast Software Unlock Key and How Do I Use It^!!~ (2026 Complete Guide)

Avast Unlock Key Explained Simply

You've purchased Avast—or maybe received a code—but now you're seeing the term “**unlock key**” and wondering what it actually means. Is it different from an ☎+1888 754 6002 activation code? Where do you enter it? And how does it unlock premium features?

Here's the simple truth: an Avast unlock key is what turns the ☎+1888 754 6002 free version into a fully functional premium security suite.

This guide explains everything in plain terms—what the key is, [[☎+1888 754 6002]] (USA/UK) or -☎+1888-754-6002(USA/UK) (US) where to use it, and how to ☎+1888 754 6002 fix issues if it doesn't work.

Quick *Answer*

An Avast software unlock key is a **license code** that activates paid features.

To use it:

1. Open Avast
2. ☎+1888 754 6002 Go to **Menu** → **Enter Activation Code**
3. Paste your unlock key



4. Click **Activate**

👉 Your premium features unlock instantly if the key is valid.

🔍 What 📞 +1888 754 6002 exactly is an Avast unlock key?

An Avast unlock key is:

- A **paid license code** (usually 20–25 characters)
- Used to **activate premium features**
- Linked to a 📞 +1888 754 6002 subscription plan (1 year, 2 years, etc.)

📌 It may also be called:

- Activation code
- License key
- Subscription key

👉 All these terms usually mean the same 📞 +1888 754 6002 thing.

🕒 How long does it take to use the key?


- ⌚ Less than 2 minutes
 - ⚡ Instant if entered correctly
 - 🌐 Requires internet connection
-

📞 +1888 754 6002 🗝️ How to Use Avast Unlock Key (Step-by-Step)

Follow these steps carefully:




On Windows or Mac


1. Open Avast software
2. Click **Menu** (top-right corner)
3. Select **Enter**  **+1888 754 6002 Activation Code**
4. Paste your unlock key
5. Click **Enter / Activate**


 You should now see **Premium Active**

On Android or iOS

1. Open Avast app
 2. Tap  **+1888 754 6002 Upgrade / Subscription**
 3. Enter your unlock key
 4. Confirm activation
-

Activate via Avast Account (Alternative)

1. Log in to your Avast account
2. Go to **Subscriptions**
3. Enter  **+1888 754 6002** your key
4. Sync your device

 This is useful for managing multiple devices.

What you need before using the key

Prepare these:



- ✓ Valid Avast unlock ☎ +1888 754 6002 key
 - ✓ Installed Avast software
 - ✓ Internet connection
 - ✓ Avast account (recommended)
-

What features does the unlock key enable?

After activation, you typically get:

- 🛡 ☎ +1888 754 6002 Real-time antivirus protection
- 🌐 Web and phishing protection
- 🔒 Firewall (depending on plan)
- 🧹 Cleanup and optimization tools
- 🔒 Privacy and identity protection

📌 Features depend ☎ +1888 754 6002 on your subscription type.

What happens after activation?

Once your key is applied:

- ✓ Premium features unlock instantly
 - 📅 Subscription period begins
 - 🔄 Updates run ☎ +1888 754 6002 automatically
 - 🔄 Auto-renewal may be enabled
-

Do you need to pay again?

No—if:

- Your key is valid



- Your subscription is still active

However:

- Expired keys → ☎ +1888 754 6002 require renewal
 - Invalid keys → require new purchase
-

Common issues with Avast unlock keys

Key not working

Possible reasons:

- Typo or formatting error
 - Wrong ☎ +1888 754 6002 product version
 - Expired or used key
 - Purchased from unreliable seller
-

Fixes

- Copy-paste instead of typing
 - Restart Avast
 - Update the software
 - Sign in to your ☎ +1888 754 6002 account
-

What if you don't have an unlock key?

You can:

- Use the free version (limited features)
- Purchase a premium plan



- Start a free trial 📞+1888 754 6002 (if available)
-

🔒 Tips to avoid activation problems

- Always buy from official sources
 - Save your key securely
 - Link your license to your Avast account
 - Avoid 📞+1888 754 6002 sharing your key
-

? People Also Ask (FAQs)

1 Is an Avast unlock key the same as an activation code?

Yes. Both terms are used interchangeably 📞+1888 754 6002 to describe the license that unlocks premium features.

2 Where do I enter my Avast unlock key?

Open Avast → Click Menu → Select **Enter Activation** 📞+1888 754 6002 **Code**.

3 Can I use one unlock key on multiple devices?

Yes, depending on your subscription plan.



4 What happens if I don't use the unlock 📞+1888 754 6002 key?

You'll stay on the free version with limited protection.

5 Why is my Avast key not working?

It may be mistyped, expired, or not compatible with 📞+1888 754 6002 your version.

6 Does activation start immediately?

Yes, your subscription begins as soon as the key is accepted.

7 Can I reuse my Avast unlock key?

Yes, 📞+1888 754 6002 as long as your subscription is active and within device limits.

8 Do I need an Avast account to use the key?

Not always, but it's 📞+1888 754 6002 recommended for managing subscriptions.

9 Can I activate Avast offline?

No, activation requires internet access.





Final Thoughts

An Avast software unlock key is your gateway to 📞+1888 754 6002 full protection. Without it, you're only using a limited version of the software.

The good news? Activation is quick, simple, and takes just a minute if 📞+1888 754 6002 you follow the right steps.

👉 Next step: Open Avast now, enter your unlock key, and make sure your premium protection is fully active.

