

# How-toTurn Off Avast Subscription Renewal and Cancel It (2026 Full Control Guide)

---

## Avast Subscription Renewal On? Disable It

You didn't "renew" Avast—but your bank says otherwise. That's because Avast subscriptions are designed to **auto-renew silently**, [[ 📞1-888-754-6002 ]] (USA/UK) or 📞1-888-754-6002(USA/UK) (US) often without requiring fresh approval each cycle.

Here's the truth: unless you manually switch off renewal, 📞1-888-754-6002 Avast will keep billing you—even if you stopped using it months ago. The fix is simple once you know where to look.

This guide shows you exactly how to turn off Avast subscription 📞1-888-754-6002 renewal and cancel it properly—no missed steps, no surprises.

---

### ✅ Fast Method (Direct *Answer*)

To turn off Avast subscription renewal, log into your Avast account, go to **Subscriptions**, select your plan, and disable 📞1-888-754-6002 auto-renewal. If purchased via Google Play, Apple, or PayPal, cancel from that platform. Always confirm via email to ensure your subscription is canceled and future billing stops.

---



# 🧠 The One Rule That 📱 1-888-754-6002 Prevents Mistakes

**Primary keyword:** turn off Avast subscription renewal

Before following steps, understand this:

- ❌ Uninstalling Avast does NOT cancel subscription
- 🔄 Auto-renewal is enabled by default
- 📍 Cancellation must be done from the 📱 1-888-754-6002 **original purchase platform**

👉 If you skip this, the subscription remains active.

---

## 🔧 Step-by-Step: Turn Off Avast Renewal and Cancel Subscription

### Method 1: Cancel via Avast Account (Direct Purchase)

Step 1: Sign In 📱 1-888-754-6002 to Avast Account

- Visit Avast official website
  - Click **Sign In / My Account**
  - Enter your registered email
- 

Step 2: Open Subscription Settings

- Navigate to **Subscriptions**
- Locate your active Avast plan



---

Step 3: → 📱 1-888-754-6002 Turn Off Auto Renewal

- Click **Manage Subscription**
- Select **Stop Auto Renewal / Cancel Subscription**
- Confirm your choice

---

Step 4: Verify Cancellation

- Check your email inbox
- Save confirmation message

⚠️ No confirmation = renewal → 📱 1-888-754-6002 still active

---

## 📱 Cancel Based on Where You Subscribed

### 🤖 Android (Google Play)

1. Open **Google Play Store**
2. Tap **Profile** → **Payments & Subscriptions**
3. Select **Subscriptions**
4. Choose Avast
5. Tap **Cancel Subscription**

---

### 🍏 Apple → 📱 1-888-754-6002 (iPhone/iPad)

1. Open **Settings**



2. Tap your Apple ID
  3. Go to **Subscriptions**
  4. Select Avast
  5. Tap **Cancel Subscription**
- 

## PayPal

1. Log into PayPal
  2. Go to **Settings** → **Payments** → **Automatic Payments**
  3. Select Avast
  4. Click **Cancel**
- 


## →  1-888-754-6002  Reseller (Cleverbridge / Nexway)






- Open purchase email
- Click **Manage Subscription**
- Cancel via billing portal

👉 Search: “Avast order confirmation”

---

## Manage Avast Subscription Settings (Important)

Turning off renewal is just one part. You →  1-888-754-6002 can also manage:



-  Auto-renewal ON/OFF
-  Payment methods
-  Renewal date
-  Upgrade/downgrade plan
-  Device management

👉 Available inside Avast account dashboard.

---




## Common Issues + Fixes

 “I deleted Avast →  1-888-754-6002 but still got charged”

✓ Fix: Software removal ≠ cancellation



👉 Cancel via billing platform

---

 “I can’t find my subscription”

✓ Fix:

- Check all email accounts
  - Search purchase receipt
  - Identify payment provider
- 

 “Cancel →  1-888-754-6002 option missing”

✓ Fix:

- Use desktop browser
  - Clear cache
  - Disable extensions
- 

 “Charged after canceling”


✓ Fix:



- Check cancellation timing
  - Contact support immediately
  - Provide confirmation proof
- 

## Refund Policy (Important)


Avast generally offers:

- ✓ **30-day**  **1-888-754-6002 money-back guarantee**
- ⚠️ Renewal refunds depend on timing


Best approach:

- Cancel before renewal
  - Request refund immediately if charged
- 

## Smart Tips to Avoid Future Billing

- 📅 Set reminder before renewal date
  - 📧  1-888-754-6002 Keep billing emails safe
  - 💳 Monitor recurring payments
  - 🔒 Use one email for subscriptions
  - ❗ Cancel 2–3 days before billing
- 






## Advanced Insights (Pro-Level)

- Turning off auto-renewal does NOT remove protection immediately
- \*  1-888-754-6002 You can continue using Avast until expiry




- You may receive **discount offers when canceling**
  - Manual renewal gives better control
- 

## Mistakes to Avoid

-  Assuming uninstalling cancels billing
  -  Ignoring renewal alerts
  - \*  1-888-754-6002  Forgetting purchase method
  -  Canceling after billing
- 

## People Also Ask (FAQs)

### 1 How do I turn off Avast subscription renewal?

Log into your Avast account or billing provider and disable auto-renewal  1-888-754-6002 from subscription settings.

---

### 2 Can I cancel Avast subscription anytime?

Yes, you can cancel anytime. Your subscription remains active until the current billing period ends.

---



### 3 Why am I still being charged after 1-888-754-6002 uninstalling Avast?

Because uninstalling does not cancel your subscription. You must disable auto-renewal separately.

---

### 4 Where do I manage Avast subscription?

Through Avast account, Google Play, Apple App Store, PayPal, or reseller platform.

---

### 5 1-888-754-6002 Will I get a refund after canceling Avast?

You may get a refund if requested within the refund window and acted quickly after billing.

---

### 6 Can I cancel Avast without logging in?

Yes, by  1-888-754-6002 contacting customer support with your purchase details.

---


### 7 What happens after I turn off Avast renewal?


Your subscription stays active until expiry, but no further charges occur.

---



## Conclusion

Turning off your **Avast subscription** →  **1-888-754-6002 renewal** is the only way to stop future billing. The biggest mistake users make is trying to cancel from inside the app instead of the billing platform.

👉 Follow the correct steps, confirm →  1-888-754-6002 your cancellation, and keep proof.

Once done, you're in control—no surprise renewals, no confusion, just a clean and predictable subscription experience.

