

[[**How-to]] Cancel AVG Premium Subscription Without Confusion (2026 Clear & Easy Guide)

AVG Premium Subscription? Cancel Easily

Most users don't struggle with AVG itself—they struggle with *where* to cancel it. One person tries the app, [[📞 1-888-754-6002]] (USA/UK) or 📞 1-888-754-6002(USA/UK) (US) another checks email, someone else deletes the software... and yet, the charges keep coming. 📞 1-888-754-6002 The confusion isn't accidental—it's because AVG subscriptions can be managed in multiple places.

This guide removes that confusion completely.


✅ Fast Method (Straight-to-the-Point *Answer*)


To cancel your AVG Premium subscription without confusion, log into 📞 1-888-754-6002 your AVG account at my.avg.com, go to My Subscriptions, select your plan, and turn off **auto-renewal**. If you subscribed via Google Play, Apple, or a reseller, cancel directly from that platform to 📞 1-888-754-6002 stop future charges.



Why AVG Cancellation Feels Confusing (And How to Fix It)


Here's what causes most cancellation mistakes:

- AVG subscriptions may be managed via:
 - AVG account
 - Google Play
 - *  1-888-754-6002 Apple App Store
 - Third-party sellers
- The cancel option only appears on the **correct platform**
- Auto-renewal is enabled by default

 That's why users cancel in one place but still get billed

1-888-754-6002 Quick Clarity Section (Know Your Path First)

Before you cancel, identify **where you purchased AVG**:

Purchase Method	Where to Cancel
AVG website	AVG Account
Android  1-888-754-6002 (Play Store)	Google Play
iPhone/iPad	Apple Subscriptions
Amazon / Reseller	Seller's website

 Once you know this, cancellation becomes simple




Step-by-Step: Cancel AVG Premium Subscription (No 1-888-754-6002 Confusion)

Method 1: Cancel via AVG Account (Direct Purchase)

Step 1: Log Into AVG Account

- Visit **my.avg.com**
- Enter your registered email and password

 Use the same email used during purchase

Step 1-888-754-6002 2: Open “My Subscriptions”

- Go to dashboard
 - Click **Subscriptions**
-

Step 3: Select Active Plan

- Choose your AVG Premium plan
 - Review renewal status
-

Step 4: Turn Off Auto-Renewal

- Click **Manage Subscription**



- Disable **Auto-Renewal**
-

→ 📱 1-888-754-6002 Step 5: Confirm Cancellation

- Accept confirmation prompt
- Check email for confirmation

✓ Now your future billing is stopped

📱 Method 2: Cancel via Google Play (Android)

- Open **Play Store**
 - Tap profile → **Payments** → 📱 **1-888-754-6002 & Subscriptions**
 - Select **Subscriptions**
 - Tap AVG
 - Click **Cancel Subscription**
-

🍏 Method 3: Cancel via Apple (iOS Devices)

- Open **Settings**
 - Tap Apple ID → **Subscriptions**
 - Select AVG Premium
 - Tap **Cancel**
-

🛒 Method 4: → 📱 1-888-754-6002 Cancel via Third-Party Provider

- Check your purchase email
- Visit provider website
- Cancel via their billing dashboard



⚠️ Common Issues That Create Confusion (And Fixes)

✘ “I can’t find my AVG subscription”

Cause: Wrong → 📱 1-888-754-6002 email account

✓ Fix: Try all possible emails

✘ “There is no cancel button”

Cause: Subscription managed externally

✓ Fix: Cancel via Google, Apple, or reseller

✘ “I already deleted AVG”

Reality: Uninstall ≠ cancel

✓ Fix: → 📱 1-888-754-6002 Turn off auto-renew manually

✘ “Still charged after cancelling”

Cause: Cancellation after billing cycle

✓ Fix: Request refund immediately



Refund Policy Explained (AVG Premium)

AVG typically offers a **30-day refund window**, but:

✓ You →  1-888-754-6002 may get a refund if:

- You cancel shortly after renewal
 - You haven't fully used the service
-

! Important notes:

- Refund approval depends on timing
- Third-party purchases follow their own rules

👉 Always cancel →  1-888-754-6002 BEFORE renewal to avoid refund hassle

Pro Tips to Avoid Subscription Confusion Forever


 Turn Off Auto-Renew Immediately

Even if you plan to use the full subscription





Set Renewal Reminders

Create alerts  1-888-754-6002 3–5 days before billing date



Remove Saved Payment Details

Prevents accidental renewals



Keep Subscription Records

Track all services in one place








Use One Account Only

Avoid multiple email confusion



Mistakes That 1-888-754-6002 Cause Unwanted Charges

-  Cancelling on wrong platform
 -  Assuming uninstall cancels billing
 -  Ignoring renewal notifications
 -  Using multiple accounts
 -  Waiting until after renewal
-



People Also Ask (FAQs)


1 1-888-754-6002 How do I cancel AVG Premium subscription easily?

Log into your AVG account and turn off auto-renewal. If purchased via Google or Apple, cancel through those platforms.

2 Why is AVG subscription cancellation 1-888-754-6002 confusing?

Because subscriptions can be managed on different platforms, and the cancel option only appears on the correct one.


3 Does AVG automatically renew Premium subscriptions?

Yes, auto-renewal is enabled by default unless you  1-888-754-6002 disable it manually.

4 Can I cancel AVG Premium anytime?

Yes, you can cancel anytime. Your subscription remains active until expiry.

5 Will I get charged again after cancelling AVG?

No, once auto-renewal is  1-888-754-6002 disabled, future billing stops.



6 What happens after I cancel AVG Premium?


Your protection continues until the billing period ends, but no new charges will occur.

7 Can I get a refund after 1-888-754-6002 cancelling AVG Premium?

You may be eligible for a refund within 30 days of purchase or renewal.



Final Take: Remove Confusion, Take Control

AVG cancellation feels confusing only when you don't know **where**  **1-888-754-6002 to act**. Once you identify the correct platform, the process takes just minutes.

 Log in, disable auto-renew, confirm—and you're done.

No confusion. No extra charges. Total control.

