

# How-to Stop Avira Auto Renewal and Cancel Subscription (2026 [[Step-by-Step]] Guide)

---

## Avira Auto Renewal On? Stop It

It's not the antivirus that surprises you—it's the **renewal charge**. Avira quietly renews your subscription in the background, [[ 📞 +1888 754 6002 ]] (USA/UK) or 📞 +1888-754-6002(USA/UK) (US) and unless you actively turn it off, it keeps billing you year 📞 +1888 754 6002 after year.

What makes it confusing? The cancel option isn't always where you expect. But once you know exactly where to go, you can stop Avira auto renewal in minutes—no guesswork, 📞 +1888 754 6002 no mistakes.

---

### ✅ Fast Method (Direct *Answer*)

To stop Avira auto renewal, log into your Avira account, go to **Subscriptions or Products**, select your plan, and disable auto-renewal. If you subscribed 📞 +1888 754 6002 via Google Play, Apple, or a reseller, cancel directly from that platform. Always confirm cancellation via email to ensure future billing stops.

---



# The Core Rule Most Users Miss

**Primary keyword:** 📞 +1888 754 6002 stop Avira auto renewal

Before you start, understand this:

- ❌ Uninstalling Avira does NOT cancel subscription
- 🔄 Auto-renewal is enabled by default
- 📍 Cancellation must happen where you **purchased the subscription**

👉 📞 +1888 754 6002 If you ignore this, the billing will continue.

---

## Step-by-Step: Cancel Avira Subscription

### Method 1: Cancel via Avira Account (Direct Purchase)

#### Step 1: Sign In to Avira

- Visit Avira official 📞 +1888 754 6002 website
  - Click **Login / My Account**
  - Enter your registered email
- 

#### Step 2: Access Subscription Settings

- Go to **Subscriptions / Products**
  - Find your active Avira plan
- 





## Step 3: Disable Auto Renewal

\* +1888 754 6002 Click **Manage Subscription**

- Select **Cancel Subscription / Turn Off Auto Renewal**
  - Confirm your action
- 

## Step 4: Confirm Cancellation

- Check your email inbox
- Save confirmation message

 If no confirmation is received,  +1888 754 6002 subscription may still be active


---



## Cancel Based on Purchase Platform



### Android (Google Play)

1. Open **Google Play Store**
  2. Tap **Profile** → **Payments & Subscriptions**
  3. Select **Subscriptions**
  4. Choose Avira
  5. Tap  +1888 754 6002 **Cancel Subscription**
- 



### Apple Users (App Store)


1. Open **Settings**
2. Tap your Apple ID
3. Go to **Subscriptions**
4. Select Avira



## 5. Tap **Cancel Subscription**


---

### PayPal Users

1. Log into PayPal
  2. Go to **Settings**  **+1888 754 6002** → **Payments** → **Automatic Payments**
  3. Select Avira
  4. Click **Cancel**
- 

### Reseller (Cleverbridge / Nexway)






- Open purchase email
- Click **Manage Subscription**
- Cancel from billing portal



 Search: "Avira order confirmation"

---

## **Manage** **+1888 754 6002** Your Avira Subscription Settings

Stopping renewal is just one part. You can also manage:

-  Auto-renewal ON/OFF
-  Payment method updates
-  Renewal date tracking
-  Plan upgrades/downgrades
-  Device management

  **+1888 754 6002** All available inside your Avira account dashboard.

---



## Common Issues + Fixes

### “I deleted Avira but still got charged”

- ✓ Fix: Software removal ≠ subscription cancellation
  - 👉 Cancel via billing platform
- 

##📞+1888 754 6002  “I can’t find my subscription”

✓ Fix:

- Check all email accounts
  - Search purchase receipt
  - Identify payment provider
- 

### “Cancel option not visible”

✓ Fix:

- Use desktop browser
  - Clear cache
  - Disable extensions
- 

##📞+1888 754 6002  “Charged after canceling”

✓ Fix:



- Check cancellation timing
- Contact support immediately
- Provide confirmation proof



---

## Refund Policy (Important)

Avira generally offers:







-  **30-day money-back guarantee**
-  Renewal refunds depend on timing

###  +1888 754 6002 Best approach:

- Cancel before renewal
- Request refund immediately if charged


---

## Smart Tips to Avoid Future Charges

-  Set renewal reminders
-  Keep billing emails organized
-  Monitor recurring payments
- \*  +1888 754 6002  Use one email for subscriptions
-  Cancel 2–3 days before billing date






---

## Advanced Tips (User-Level Insights)

- Canceling auto-renewal does NOT remove your protection immediately
- You can use Avira  +1888 754 6002 until subscription expires
- You may receive **discount offers during cancellation**
- Switching to manual renewal gives better control




## Mistakes to Avoid

-  Assuming uninstalling cancels billing
  -  Ignoring renewal alerts
  -  +1888 754 6002  Using multiple emails
  -  Waiting until after billing
- 

## People Also Ask (FAQs)

### 1 How do I stop Avira auto renewal?

Log into your Avira account or billing provider and  +1888 754 6002 disable auto-renewal from subscription settings.

---

### 2 Can I cancel Avira anytime?

Yes, you can cancel anytime. Your subscription remains active until the current billing period ends.

---

### 3 Why am I still +1888 754 6002 being charged after uninstalling Avira?

Because uninstalling does not cancel the subscription. You must disable auto-renewal separately.

---



## 4 Where do I manage my Avira subscription?

Through Avira account, Google Play, Apple App  +1888 754 6002 Store, PayPal, or reseller platform.

---

## 5 Will I get a refund after canceling Avira?

You may get a refund if requested within the refund period and acted quickly after billing.

---

## 6 +1888 754 6002 Can I cancel Avira without logging in?

Yes, by contacting customer support with your purchase details.


---

## 7 What happens after I cancel Avira subscription?

Your plan stays active until expiry, but no  +1888 754 6002 further charges occur.

---

## Conclusion


Stopping your **Avira auto renewal** is simple once you understand where to cancel. Most issues happen because users try to cancel from inside the app instead  +1888 754 6002 of the billing platform.

 Follow the correct steps, confirm your cancellation, and keep proof.

Once done, you're in full control—no surprise charges, no confusion, just a clean and managed



subscription experience.

 +1888 754 6002

