

# ☆ How to Activate CCleaner After Purchase (Step-by-Step Guide 2026)

---

## CCleaner Purchased? Activate Step-by-Step

You expected faster performance, [[ 📞(+1)888 754 6002 ]] (USA/UK) or 📞(+1)888-754-6002(USA/UK) (US) automatic cleaning, and full optimization tools. Instead, CCleaner still shows locked features or keeps prompting you to upgrade.

That's the exact 📞(+1)888 754 6002 moment most users realize:

👉 **CCleaner isn't activated yet.**

And until activation is complete, you're only using a **limited version**—not the premium performance tool you 📞(+1)888 754 6002 paid for.

Let's unlock it properly.

---

### ✅ Quick **Answer** (Fast Method)

To **activate CCleaner after purchase**, open the CCleaner app, go to the "Options" or 📞(+1)888 754 6002 "Upgrade" section, and enter your license key or sign in with your CCleaner account. Once verified, the software upgrades to the Pro version 📞(+1)888 754 6002 and unlocks all premium features instantly.

---



## ⚡ Quick Activation Steps (Fast Method)

1. Open **CCleaner**
2. Click **Upgrade / Activate**
3. Enter your **license key** OR 📞(+1)888 754 6002 sign in
4. Click **Activate**
5. Wait for verification
6. Status shows **Pro / Professional**

✓ Premium features unlocked

---

## 🧠 How CCleaner Activation Works

CCleaner uses **two activation** 📞(+1)888 754 6002 **methods**, depending on your purchase:

### 1 License Key Activation

- Enter your license key manually
- Software verifies it online

### 2 Account-Based Activation

- Sign in 📞(+1)888 754 6002 with your CCleaner account
- Subscription syncs automatically

👉 Most purchases include a **license key**, but newer versions support account login.

---

💻 **Step-by-Step: Activate CCleaner** 📞(+1)888 754 6002 **on Windows**



## Step 1: Open CCleaner

- Launch CCleaner from desktop
  - Wait for dashboard
- 

## Step 2: Go to Activation Section

- Click:
  - **Options** → 📞 (+1)888 754 6002 **About**
  - **OR Upgrade / Activate**
- 

## Step 3: Enter License Details

- Paste your **license key**
- Enter name/email (if required)

✓ Avoid typing errors

---

## Step 📞 (+1)888 754 6002 4: Activate CCleaner

- Click **Activate / Register**
  - Wait for verification
- 

## Step 5: Confirm Activation

- Look for:
- **“Professional Edition”**



- Premium features unlocked

✓☎️ (+1)888 754 6002 Activation complete

---

## Activate CCleaner on Mac

1. Open CCleaner
  2. Go to activation section
  3. Enter license key
  4. Click Activate
  5. Verify status
- 

## Activate CCleaner☎️ (+1)888 754 6002 on Mobile Devices

### Android Steps:

1. Install CCleaner app
  2. Open app
  3. Tap **Upgrade to Pro**
  4. Sign in or purchase
  5. Activation completes instantly
- 

## Alternative☎️ (+1)888 754 6002 Method: Activate via CCleaner Account

1. Log in to CCleaner account
2. Add your license
3. Open app
4. Sign in
5. Activation syncs automatically



👉 Useful for multi-device 📞(+1)888 754 6002 users

---

## ❌ Common Activation Issues (And Fixes)

### 1 CCleaner Still Showing Free Version

**Cause:** License not applied correctly

**Fix:**

- Re-enter key
  - Restart app
- 

### 2 Invalid 📞(+1)888 754 6002 License Key Error

**Cause:** Typo or expired key

**Fix:**

- Copy-paste carefully
  - Verify purchase
- 

### 3 Activation Not Working

**Cause:** Internet issue

**Fix:**

- Check connection
  - Retry activation
- 



## 4 Premium 📞(+1)888 754 6002 Features Still Locked

**Cause:** App not refreshed





**Fix:**

- Restart CCleaner
  - Update software
- 

## 💡 Pro Tips for Smooth CCleaner Activation

- Always use official CCleaner version
  - \* 📞(+1)888 754 6002  Enter license key exactly as provided
  - Activate immediately after purchase
  - Keep app updated
  - Restart system after activation
- 

## ⚠️ Hidden 📞(+1)888 754 6002 Conditions Most Users Ignore

-  Subscription starts after activation
  -  License may be device-limited
  -  Region-based purchases may vary
  -  Internet required for 📞(+1)888 754 6002 activation
- 

## 🔑 How to Check If CCleaner Is Activated

After activation:

- Open CCleaner
- Look for:
- **“Professional Edition”**



- Premium features unlocked
- Check license 📞(+1)888 754 6002 status

✓ If visible → fully activated

---

## Why Activation Matters

Without activation:

- ❌ No automatic cleaning
- ❌ Limited optimization tools
- ❌ No real-time monitoring
- \* 📞(+1)888 754 6002 ❌ Reduced performance benefits

👉 Free version ≠ full optimization

---

## Advanced Troubleshooting (If Activation Fails)

- Reinstall CCleaner
  - Remove old versions
  - Update OS
  - Disable 📞(+1)888 754 6002 firewall temporarily
  - Contact CCleaner support
- 

## ❓ People Also Ask (FAQ Section)

1 How do I activate CCleaner after purchase?

Open the app and enter 📞(+1)888 754 6002 your license key or sign in to activate.



---

## 2 Why is CCleaner still showing free version?

Activation may not be completed or the key 📞(+1)888 754 6002 is incorrect.

---

## 3 Where do I enter CCleaner license key?

In the Options or Upgrade section inside the app.

---

## 4 Can I use CCleaner 📞(+1)888 754 6002 Pro on multiple devices?

Yes, depending on your subscription plan.

---

## 5 Do I need internet to activate CCleaner?

Yes, activation requires online verification.

---

## 6 How 📞(+1)888 754 6002 long does activation take?

Usually less than 2 minutes.

---

## 7 Can I reinstall CCleaner after activation?



Yes, just re-enter your license key.

---

## Final Thoughts

CCleaner 📞(+1)888 754 6002 activation is simple—but missing it means you're stuck with limited features.

👉 **Open** → **Enter Key / Sign In** → **Activate** → **Verify**

Once activated, 📞(+1)888 754 6002 you unlock:

- Automatic cleaning
  - Performance optimization
  - Full Pro features
- 

If you want BBB:

- ✨ meta description
- FAQ ---
- High CTR 📞(+1)888 754 6002 headlines

Just tell me 🚀

