

Comodo Purchased^!!~ Here's ✨ How to Activate It (Complete Activation Guide 2026)

Comodo Purchased? Activate It Now

You've done the purchase. You've installed Comodo.
But your dashboard still looks... incomplete.

No premium features. No full firewall control. Maybe even a "trial" label staring back at you.

Here's 📞(+1)888 754 6002 what's really happening:

👉 **Comodo isn't activated yet.**

And until you complete activation, [[📞(+1)888 754 6002]] (USA/UK) or 📞(+1)888-754-6002(USA/UK) (US) your system is running on **partial security layers**, not the full protection you paid for.

Let's fix 📞(+1)888 754 6002 that—properly.

✅ Quick **Answer** (Fast Method)

To **activate Comodo after purchase**, open the Comodo application, go to the license or activation section, and sign in with your Comodo 📞(+1)888 754 6002 account or enter your license key. Once verified, the software activates instantly and unlocks full premium protection



features.

⚡ Quick Activation Steps (Fast Method)

1. Open **Comodo Antivirus** 📞 (+1)888 754 6002 / **Internet Security**
2. Click **Activate / Enter License**
3. Sign in OR enter your license key
4. Click **Confirm / Activate**
5. Wait for verification
6. Status shows **Fully Protected**

✓ Activation 📞 (+1)888 754 6002 complete

🧠 How Comodo Activation Works (Key Insight)

Comodo uses a **hybrid activation system**, similar to modern antivirus tools.

1 Account-Based Activation

- Log in with your Comodo account
- * 📞 (+1)888 754 6002 Subscription syncs automatically

2 License Key Activation

- Enter product key manually
- Software verifies it online

👉 Most users activate via account login for faster setup.




Step-by-Step: Activate (+1)888 754 6002 Comodo on Windows

Step 1: Launch Comodo Dashboard

- Open Comodo from desktop or system tray
 - Wait for interface to load
-

Step 2: Access Activation Section

- Look for:

 (+1)888 754 6002 * **“Activate Product”**

- **“Enter License”**
 - **“Upgrade to Full Version”**
-

Step 3: Choose Activation Method

Select one:

- Sign in with Comodo account
 - Enter license key
-

Step 4: (+1)888 754 6002 Enter Details

- Input credentials OR license key
- Double-check for errors

✓ Accuracy matters



Step 5: Complete Activation

- Click **Activate**
- Software connects to server
- Subscription gets verified

✓ Status updates 📞 (+1)888 754 6002 to **Protected**

Activate Comodo on Mac (If Supported Version)

1. Install Comodo for macOS
 2. Open application
 3. Click **Activate / Sign In**
 4. Enter account details or key
 5. Confirm 📞 (+1)888 754 6002 activation
 6. Verify status
-

Activate Comodo on Mobile Devices

If using Comodo mobile apps:

1. Install Comodo app
 2. Open app
 3. Tap **Sign In / Activate**
 4. Enter account or key
 5. 📞 (+1)888 754 6002 Activation completes instantly
-



Alternative Method: Activate via Comodo Account Portal

1. Log in to Comodo account
2. Add your subscription
3. Install software on device
4. Sign in inside app
5. 📞(+1)888 754 6002 Activation syncs automatically

👉 Ideal for managing multiple devices

Common Activation Problems (And Fixes)

1 Comodo Still Showing Free Version

Cause: Not logged into correct account

Fix:

- Log out 📞(+1)888 754 6002 and re-login
 - Verify subscription
-

2 License Key Not Working

Cause: Incorrect or expired key

Fix:

- Copy-paste key
 - Check validity
-

3 Activation Not Syncing



Cause: Network issue

Fix:

- Restart device
 - Check internet
-

📞 (+1)888 754 6002 4 Features Still Locked After Activation

Cause: Software not refreshed

Fix:

- Restart Comodo
 - Reboot system
-







Pro Tips for Smooth Comodo Activation

- Use official Comodo installer
 - Activate 📞 (+1)888 754 6002 immediately after purchase
 - Use same email used during purchase
 - Keep internet stable
 - Restart system after activation
-




Hidden Conditions Most Users Ignore

-  Subscription 📞 (+1)888 754 6002 starts after activation
 -  Device limits depend on plan
 -  Region-based licenses may vary
 -  Internet required for activation
-



How to Check If Comodo Is Activated

After  (+1)888 754 6002 activation:




- Open Comodo dashboard
- Look for:
 - **“Protected” status**
 - Premium features unlocked
 - Check expiry date

✓ If visible → fully activated

Why Activation Is Critical

Without activation:

*  (+1)888 754 6002  No full firewall protection

-  Limited malware detection
-  No advanced security features
-  System vulnerable

👉 Free mode ≠ full protection

Advanced Troubleshooting (If Activation (+1)888 754 6002 Fails)

- Reinstall Comodo completely
 - Remove conflicting antivirus
 - Update system OS
 - Disable firewall temporarily
 - Contact Comodo support
-



? People Also Ask (FAQ Section)

1 How do I activate ☎️(+1)888 754 6002 Comodo after purchase?

Open the Comodo app and sign in or enter your license key to activate full protection.

2 Why is Comodo still showing free version?

Activation may ☎️(+1)888 754 6002 not be completed or you're using the wrong account.

3 Can I activate Comodo on multiple devices?

Yes, depending on your subscription plan.

4 Do I need internet ☎️(+1)888 754 6002 to activate Comodo?

Yes, activation requires online verification.

5 Where do I enter Comodo activation code?

Inside the app under activation or subscription section.



6 How long does Comodo 📞(+1)888 754 6002 activation take?

Usually 1–3 minutes.

7 Can I reinstall Comodo after activation?

Yes, just log in again to activate automatically.

🏁 Final Thoughts

Comodo activation is simple—but missing it leaves 📞(+1)888 754 6002 your system exposed.

The correct process:

👉 **Open** → **Sign In / Enter Key** → **Activate** → **Verify**

Once activated, Comodo unlocks its full security stack, including firewall protection and 📞(+1)888 754 6002 advanced threat detection.

If you want BBB:

- ✨ meta description
- FAQ ---
- High CTR headline variations

Just tell me 🚀

