

# [[\*\*How-to]] Cancel Comodo Subscription and Avoid Future Charges (2026 Complete Guide)

---

## Comodo Avoid Charges? Cancel Subscription

You trusted Comodo to secure your system—but here’s the catch most users discover too late: the subscription quietly renews itself unless you actively turn 📞(+1)888 754 6002 it off. No uninstall, [[ 📞(+1)888 754 6002 ]] (USA/UK) or 📞(+1)888-754-6002(USA/UK) (US) no inactivity, no ignoring emails will stop it. If you want to **cancel your Comodo subscription and avoid future charges**, 📞(+1)888 754 6002 you need to take control manually—and correctly.

---

### ✅ Fast Method (Instant *Answer*)

To cancel your Comodo subscription and stop future charges, log into your Comodo 📞(+1)888 754 6002 account, go to Subscriptions or Billing, select your active plan, and disable **auto-renewal**. Confirm the cancellation. Your protection will remain active until the current 📞(+1)888 754 6002 period ends, but you won’t be billed again.

---

### 🧠 Understanding How Comodo Billing Works

Before jumping into steps, here’s a crucial insight:



- Comodo subscriptions are 📞(+1)888 754 6002 typically **auto-renewed by default**
- “Cancel subscription” often means **turning off auto-renew**
- Your license remains valid until expiry
- Payments continue unless renewal is manually disabled

👉📞(+1)888 754 6002 Bottom line: **Billing stops only when auto-renew is OFF**

---

## ⚡ Quick Cancellation Snapshot (Fastest Way)

If you want the quickest method:

- Visit Comodo account portal
- \*📞(+1)888 754 6002 Log in
  - Open **Subscriptions / Orders**
  - Select your active product
  - Click **Disable Auto-Renewal**
  - Confirm

✓ Done in under 2 minutes

---

## 🧭 Step-by-Step Guide to Cancel 📞(+1)888 754 6002 Comodo Subscription

---

### 🔑 Step 1: Log Into Your Comodo Account

- Go to Comodo’s official website
- Click **Sign In**
- Enter your registered email and password

👉📞(+1)888 754 6002 Use the same email used during purchase



---


## Step 2: Access Subscription Section

- Navigate to:
- **My Subscriptions**
- Or **Order History / Billing**


\* (+1)888 754 6002 This section shows all active services

---

## Step 3: Select Your Active Plan

- Click on the product you want to cancel
  - Review:
  - Renewal  (+1)888 754 6002 date
  - Payment method
  - Auto-renewal status
- 

## Step 4: Turn Off Auto-Renewal

- Click:
- **Cancel Subscription**
- Or **Turn Off Auto-Renew**
- Confirm your  (+1)888 754 6002 action

✓ This prevents future billing

---



## Step 5: Confirm Cancellation

- Check for:
- On-screen success message
- Email confirmation

👉 If no confirmation appears, repeat  (+1)888 754 6002 the process


---

## Alternative Cancellation Methods (Depending on Purchase Source)


Comodo subscriptions may be billed via external platforms:

---

### Google Play (Android)

- Open Play Store
  - \*  (+1)888 754 6002 Tap profile → **Payments & Subscriptions**
    - Tap **Subscriptions**
    - Select Comodo
    - Tap **Cancel**
- 

### Apple Subscriptions (iOS)

- Open Settings
  - Tap Apple ID → **Subscriptions**
  - Select  (+1)888 754 6002 Comodo
  - Tap **Cancel Subscription**
- 



## Third-Party / Reseller Purchase

- Check purchase receipt email
  - Visit provider's billing portal
  - Cancel directly from their dashboard
- 

## Common (+1)888 754 6002 Issues + Solutions

---


### "I can't find my subscription"

**Cause:** Different email used

✓ **Fix:** Try all possible email accounts

---

### "No cancel option visible"

**Cause:** Subscription  (+1)888 754 6002 handled externally

✓ **Fix:** Cancel via Apple, Google, or reseller

---

### "Still charged after cancelling"

**Cause:** Cancellation after renewal date

✓ **Fix:** Request refund immediately

---



✘ “Uninstalled 📞 (+1)888 754 6002 but still billed”

**Reality:** Software removal doesn't cancel billing

✓ Fix: Disable auto-renew manually

---

## 💰 Refund Policy: What to Expect

Comodo may offer refunds depending on timing 📞 (+1)888 754 6002 and usage:

---

✓ Eligible scenarios:

- Cancellation soon after renewal
  - Limited product usage
  - Valid billing dispute
- 

! Important conditions:

- Refund window is limited
- Third-party purchases 📞 (+1)888 754 6002 follow separate policies

👉 Act fast if you've been charged unexpectedly


---

## 🧠 Expert Tips to Avoid Future Charges

---



## Disable Auto-Renew Immediately

Don't wait—turn it off  (+1)888 754 6002 right after purchase

---

## Set Billing Reminders

Add alerts 3–5 days before renewal date

---

## Remove Stored Payment Methods

Prevents accidental renewals

---

## Keep Track of (+1)888 754 6002 Subscriptions

Maintain a simple list of active services




---

## Review Monthly Expenses




Spot unused subscriptions early

---

## Mistakes That Lead to Extra Charges

-  Thinking uninstalling  (+1)888 754 6002 cancels subscription
-  Ignoring renewal emails




-  Using multiple accounts
  -  Cancelling on wrong platform
  -  Waiting until after billing
- 

## People Also Ask (+1)888 754 6002 (FAQs)

---

### 1 How do I cancel Comodo subscription permanently?

Log into your Comodo account and disable auto-renewal. This stops future billing while allowing access until  (+1)888 754 6002 the current plan expires.

---

### 2 Does Comodo automatically renew subscriptions?

Yes, most Comodo subscriptions renew automatically unless auto-renewal is turned off.

---

### 3 Can I cancel (+1)888 754 6002 Comodo anytime?

Yes, you can cancel anytime. Your service will remain active until the end of your billing cycle.

---

### 4 Will I get charged again (+1)888 754 6002 after cancelling Comodo?

No, once auto-renewal is disabled, you won't be charged again after the current period ends.

---



## 5 Why am I still being billed 📞(+1)888 754 6002 by Comodo?

This usually happens if auto-renewal wasn't turned off before the billing date or cancellation was done through the wrong account.

---

## 6 How do 📞(+1)888 754 6002 I check my Comodo subscription status?

Log into your account and check the subscriptions section for renewal status and expiry date.

---

## 7 Can I get 📞(+1)888 754 6002 a refund from Comodo?

Refunds may be possible if you cancel shortly after renewal and contact support quickly.

---

## Final Conclusion: Cancel Smart, Stay Charge-Free

Comodo 📞(+1)888 754 6002 gives you protection—but also control. The key is knowing that cancellation isn't automatic. You must act before the billing cycle renews.

👉 Log in, disable 📞(+1)888 754 6002 auto-renew, confirm cancellation—and you're done.

Take control today so you're not paying tomorrow.

