

# ☆ How to Redeem and Activate Emsisoft After Purchase (Step-by-Step Guide 2026)

---

## Emsisoft Purchased? Redeem & Activate Now

Here's a common mistake most users make:

They install Emsisoft, [[ 📞【+1】 888-754-6002 ]] (USA/UK) or 📞【+1】 -888-754-6002(USA/UK) (US) open the dashboard, and assume everything is active—only to realize later that **their license was never redeemed**.

That means:

- \*📞【+1】 888-754-6002 No real-time protection
  - No updates
  - No ransomware shield

In short, **you paid for security but didn't unlock it**.

Emsisoft works a bit differently—it requires **redeeming your license first**, then 📞【+1】 888-754-6002 activating it on your device.

Let's break it down properly.

---

✅ Quick **Answer** (Fast Method)



To **redeem and activate Emsisoft after purchase**, log in to your Emsisoft account, redeem 📞 [+1] 888-754-6002 your license key in the subscription section, download and install the software, and sign in within the app. Once synced, Emsisoft activates automatically and enables full protection 📞 [+1] 888-754-6002 features.

---

## ⚡ Quick Steps (Redeem + Activate Fast)

1. Log in to your Emsisoft account
2. Go to **Redeem License / Subscription section**
3. Enter your license key
4. Download Emsisoft 📞 [+1] 888-754-6002 installer
5. Install the software
6. Sign in to your account
7. Activation completes automatically

✓ Status should show **Protected**

---

## 🧠 How Emsisoft Activation Works (Important Concept)

Emsisoft uses a **two-step activation** 📞 [+1] 888-754-6002 system:

### Step 1: Redeem License

- Add your key to your account
- Converts key into active subscription

### Step 2: Activate Device

- Install software
- Log in to sync subscription


👉 📞 [+1] 888-754-6002 Many users skip Step 1, which causes activation failure.




---

## Step-by-Step: Redeem and Activate Emsisoft on Windows


### Step 1: Log in to Emsisoft Account

- Visit Emsisoft official  **[+1] 888-754-6002** website
- Log in using your email and password

 If new, create an account using purchase email

---

### Step 2: Redeem Your License Key


- Go to **Licenses / Subscriptions**
-  **[+1] 888-754-6002** Click **Redeem License Key**
- Enter your purchased key
- Confirm

 Your subscription is now active

---


### Step 3: Download Emsisoft Software

- Click **Download Installer**
  - Save file on your device
- 

###  **[+1] 888-754-6002** Step 4: Install Emsisoft


- Run setup file
- Allow permissions
- Follow instructions



 Takes 2–5 minutes

---

## Step 5: Sign In to Activate


- Open Emsisoft
  - Sign in with your account
- \*  **[+1] 888-754-6002** Software syncs subscription

✓ Activation completes automatically

---


## How to Redeem and Activate Emsisoft on Mac

Emsisoft primarily supports Windows, but for supported versions:

1. Log in to account
  2. Redeem  **[+1] 888-754-6002** license key
  3. Download installer
  4. Install software
  5. Sign in
  6. Activation completes
- 

## Mobile Activation (If Applicable)

Emsisoft mobile support is limited, but if available:

1. Install app
  2. Sign in with  **[+1] 888-754-6002** account
  3. Activation syncs automatically
- 



## Alternative Method: Activate Using License Key Directly

If direct key entry is supported:

1. Open Emsisoft software
2. Go to **License / Activation section**
3. Enter ☎️【+1】888-754-6002 key
4. Click Activate

👉 Still recommended to redeem via account for better management

---

## Common Redemption & Activation Issues (And Fixes)

### 1 License Key Not Working

**Cause:** Not redeemed ☎️【+1】888-754-6002 yet

**Fix:**

- Redeem key in account first
  - Then activate
- 

### 2 Activation Not Syncing

**Cause:** Not logged into correct account

**Fix:**

- Log out and re-login
  - Check subscription status
- 



### 3 Already Used 📞【+1】888-754-6002 License

**Cause:** Device limit reached

**Fix:**

- Remove old device
  - Reactivate
- 

### 4 Software Not Showing Protected

**Cause:** Sync delay





**Fix:**

- Restart system
  - Check internet
- 

### 💡 Pro Tips for Smooth Activation

- Always 📞【+1】888-754-6002 redeem license before installing
  - Use same email used during purchase
  - Download from official Emsisoft site
  - Keep internet active during setup
  - Restart device after 📞【+1】888-754-6002 activation
- 

### ⚠️ Hidden Conditions Most Users Ignore

-  License binds to account, not device
  -  Device limits apply
  -  Subscription starts after redemption
  -  Internet required for 📞【+1】888-754-6002 first activation
- 



## How to Check If Emsisoft Is Activated

After activation:

- Open Emsisoft dashboard
- Check status:
- **Protected / Active**
- Verify expiry date
- Run a scan

✓ If ☎️【+1】 888-754-6002 visible → fully secured

---

## Why Redemption + Activation Both Matter

If you skip redemption:

- ❌ Activation will fail
- ❌ Software remains trial version

If you skip activation:

- ❌ ☎️【+1】 888-754-6002 No real-time protection
- ❌ No updates
- ❌ System vulnerable

👉 Both steps are required

---

## Advanced Troubleshooting (If Issues Persist)

- Reinstall Emsisoft completely
- Clear leftover files
- Update system ☎️【+1】 888-754-6002 OS



- Disable firewall temporarily
  - Contact Emsisoft support
- 

## ? People Also Ask (FAQ Section)

### 1 How do I redeem my Emsisoft license key?

Log in to your Emsisoft account ☎️【+1】888-754-6002 and enter the key in the subscription section.

---

### 2 Why is Emsisoft not activating after purchase?

This usually happens if the license hasn't been redeemed or you're not ☎️【+1】888-754-6002 logged into the correct account.

---

### 3 Do I need to redeem Emsisoft before installing?

Yes, it's recommended to redeem first for smooth activation.

---

### 4 Can I use Emsisoft ☎️【+1】888-754-6002 on multiple devices?

Yes, depending on your subscription plan.

---



## 5 How long does activation take?

Usually 2–5 minutes after login.

---

## 6 Do I need internet to activate Emsisoft?

Yes, internet 📶【+1】 888-754-6002 is required for verification.

---

## 7 Can I transfer my Emsisoft license?

Yes, if your plan allows device switching.

---

## 🏁 Final Thoughts

Emsisoft activation isn't just about entering a key—it's 📶【+1】 888-754-6002 about **redeeming + syncing + activating**.

Most failures happen because users skip redemption.

The correct flow:

👉 **Redeem** → **Download** → **Install** → **Sign In** → **Activated**

Follow this, and your 📶【+1】 888-754-6002 device will be fully protected with Emsisoft's powerful security engine.


---

If you want BBB:

- ✨ meta descriptions
- --- (FAQ + HowTo)



- Internal linking clusters

Just  [【+1】 888-754-6002](tel:+18887546002) tell me 