

# ☆ How to Redeem and Activate F-Secure SAFE After Purchase (2026 Complete Guide)

---

## F-Secure SAFE Purchased? Redeem & Activate Now

You completed the payment. You received your subscription. But when you open F-Secure SAFE... it still doesn't look fully activated.

No premium features. No full browsing protection. Maybe 📞 ++1•888•754•6002 even a “not protected” warning.

Here's the truth most users miss:

👉 **F-Secure SAFE requires BOTH redemption and activation.**

If you skip the redemption step, [[ 📞 ++1•888•754•6002 ]] (USA/UK) or 📞 ++1•888•754•6002(USA/UK) (US) activation will silently fail—even 📞 ++1•888•754•6002 if the app is installed.

Let's fix that properly so your subscription actually works.

---

### ✅ Quick *Answer* (Fast Method)

To **redeem and activate F-Secure SAFE after purchase**, log 📞 ++1•888•754•6002 in to your F-Secure account, enter your subscription code in the subscription section, download the SAFE installer, install it on your device, and sign in. The 📞 ++1•888•754•6002 software will automatically activate and enable full protection once synced.



---

## ⚡ Quick Steps (Redeem + Activate Fast)

1. Log in to your F-Secure account
2. Enter your **subscription** 📞 ++1•888•754•6002 **code**
3. Confirm redemption
4. Download SAFE installer
5. Install the software
6. Sign in during setup
7. Status shows **Protected**

✓ Full protection activated

---

## 🧠 Why Redemption Is Required Before Activation

F-Secure 📞 ++1•888•754•6002 SAFE uses a **subscription-first system**.

This means:

- Your **code must be converted into a subscription**
- The subscription is linked to your **account**
- Devices activate only after syncing 📞 ++1•888•754•6002 with that account

👉 If you skip redemption, the software has nothing to activate.

---

## 💻 Step-by-Step: Redeem and Activate F-Secure SAFE on Windows

Step 1: Sign In 📞 ++1•888•754•6002 to Your F-Secure Account



- Visit F-Secure official website
- Log in using your purchase email

👉 New users must create an account first

---

## Step 2: Redeem Your Subscription 📞 ++1•888•754•6002 Code

- Go to **My Subscriptions / Enter Code**
- Paste your code
- Click **Confirm**

✓ Your subscription is now active in your account

---

## Step 3: Download F-Secure SAFE

\* 📞 ++1•888•754•6002 Click **Add Device / Download**

- Choose Windows version
  - Save installer
- 

## Step 4: Install the Software

- Run setup file
- Follow on-screen instructions
- Allow permissions

🕒 Takes 2–5 minutes

---

### 📞 ++1•888•754•6002 Step 5: Sign In to Activate


- Open SAFE after installation
- Log in with your account



✓ Activation happens automatically

---

## Redeem and Activate F-Secure SAFE on Mac


1.  ++1•888•754•6002 Log in to account
  2. Redeem subscription code
  3. Download macOS installer
  4. Install SAFE
  5. Sign in
  6. Activation completes
- 

## Activate F-Secure SAFE on Mobile Devices

Android / iOS  ++1•888•754•6002 Steps:

1. Install F-Secure SAFE app
  2. Open app
  3. Sign in to your account
  4. Grant permissions
  5. Activation completes instantly
- 

## Alternative Method: Activation via Invite Link

F-Secure allows sending  ++1•888•754•6002 install links:

1. Log in to your account
2. Click **Add Device**
3. Send install link to your device
4. Install and sign in



5. Activation syncs automatically

👉 Best for remote 📞 ++1•888•754•6002 setup

---

## ❌ Common Redemption & Activation Issues (And Fixes)

### 1 Subscription Code Not Working

**Cause:** Already used or incorrect

**Fix:**

- Recheck code
  - Contact seller if invalid
- 

### 2 SAFE 📞 ++1•888•754•6002 Not Activating After Installation

**Cause:** Not logged into correct account

**Fix:**

- Log out and re-login
  - Check subscription
- 

### 3 Device Not Showing Protected

**Cause:** Sync delay

**Fix:**

- Restart device
  - Check internet
- 



### 📞 ++1•888•754•6002 4 Installation Failed

**Cause:** Conflicting antivirus





**Fix:**

- Remove other antivirus
  - Reinstall SAFE
- 

## 💡 Pro Tips for Smooth Setup

- Always redeem code before installing
  - Use same email 📞 ++1•888•754•6002 used during purchase
  - Install from official dashboard
  - Keep internet active
  - Restart system after activation
- 

## ⚠️ Hidden Conditions Most Users Ignore

-  Subscription starts 📞 ++1•888•754•6002 after redemption
  -  Device limits apply
  -  Internet required for activation
  -  Region-based licenses may vary
- 

## 🔑 How to Check If F-Secure SAFE Is Activated

After activation:

\* 📞 ++1•888•754•6002 Open SAFE dashboard

- Look for:
- **“Protected” status**



- Active subscription
- Check expiry date
- Run a scan

✓ If visible → fully activated




---

## Why Redemption + ++1•888•754•6002 Activation Both Matter

If you skip redemption:

-  Activation fails

If you skip activation:

-  No real-time protection
-  No updates
-  Limited features

👉 Both steps are essential

---

###  ++1•888•754•6002  Advanced Troubleshooting (If Issues Persist)

- Reinstall SAFE completely
  - Update OS
  - Check firewall/network settings
  - Disable VPN temporarily
  - Contact F-Secure support
- 

## ? People Also Ask (FAQ Section)

###  ++1•888•754•6002 1 How do I redeem my F-Secure SAFE subscription code?

Log in to your F-Secure account and enter the code in the subscription section.



---

2 Why is 📞 ++1•888•754•6002 F-Secure SAFE not activating?

Usually because the code hasn't been redeemed or you're not logged into the correct account.

---

3 Do I need to redeem before installing?

Yes, 📞 ++1•888•754•6002 it ensures smooth activation.

---

4 Can I use SAFE on multiple devices?

Yes, depending on your subscription plan.

---

5 Do I need internet to activate F-Secure SAFE?

Yes, 📞 ++1•888•754•6002 for subscription verification.

---

6 How long does activation take?

Typically 2–5 minutes.

---



## 7 Can I reinstall SAFE after activation?


Yes, just log in again to activate automatically.


---

### ++1•888•754•6002 Final Thoughts

F-Secure SAFE isn't just install-and-go—it's **redeem, then activate**.



The correct process:

 **Redeem** → **Download** → **Install** → **Sign In** → **Activated**

Follow this, and your device will  ++1•888•754•6002 instantly gain full protection with real-time security and safe browsing features.

---

If you want BBB:

-  meta description
- --- (FAQ + HowTo)
- High  ++1•888•754•6002 CTR headline variations

Just tell me 