

☆ How to Install and Activate F-Secure SAFE After Purchase (Complete 2026 Setup Guide)

F-Secure SAFE Purchased? Install & Activate Now

Here's a situation most users don't expect:

You complete the purchase, [[📞 +1888 754 6002]] (USA/UK) or 📞 +1888-754-6002(USA/UK) (US) download the app, and assume everything is working—yet your device still isn't fully protected.

Why?

Because **installation and activation are two separate steps** in 📞 +1888 754 6002 F-Secure SAFE.

Miss one, and your premium protection stays locked.

Let's walk through the exact method to **install and activate F-Secure SAFE correctly**, so your subscription actually does what you paid for.

✅ Quick 📞 +1888 754 6002 *Answer* (Fast Method)

To **install and activate F-Secure SAFE after purchase**, log in to your F-Secure account, download the SAFE installer, run the setup on your device, and sign in during installation. Your 📞 +1888 754 6002 subscription will automatically activate, and full protection will be enabled once setup is complete.



⚡ Quick Setup Steps (Fast Activation Method)

1. Log in to your F-Secure account
2. Download F-Secure SAFE installer
3. Run 📞 +1888 754 6002 the setup file
4. Sign in using your registered email
5. Allow installation to complete
6. Activation happens automatically
7. Confirm status shows **Protected**

🧠 How F-Secure SAFE Activation Works

F-Secure SAFE uses a **subscription-based, account-linked activation** 📞 +1888 754 6002 **system**.

That means:

- No manual key entry required (in most cases)
- Your license is tied to your **F-Secure account**
- Devices are managed via your online dashboard

👉 This simplifies activation—but also causes confusion if 📞 +1888 754 6002 you don't sign in correctly.

💻 Step-by-Step: Install and Activate F-Secure SAFE on Windows

Step 1: Access Your F-Secure Account



- Go to the official F-Secure login page
- Enter your email and password

👉☎️ +1888 754 6002 If you're a new user, create an account using your purchase email

Step 2: Download the SAFE Installer

- Click “Add Device” or “**Download for Windows**”
 - Save the installer file
-

Step 3: Run ☎️ +1888 754 6002 the Installation

- Open the downloaded file
- Allow permissions when prompted
- Follow on-screen instructions

🕒 Installation takes 2–5 minutes

Step 4: Sign In During Setup

- Enter your F-Secure account credentials
 - This step connects your ☎️ +1888 754 6002 device to your subscription
-

Step 5: Automatic Activation

Once installation completes:

- Your subscription syncs with the device
- Protection activates instantly
- Dashboard shows **Protected**



✓ No separate activation step needed

How to Install and +1888 754 6002 Activate F-Secure SAFE on Mac

1. Log in to your F-Secure account
 2. Download macOS version
 3. Open installer package
 4. Follow setup instructions
 5. Sign in when prompted
 6. Grant system permissions
 7. Activation completes automatically
-

Install +1888 754 6002 and Activate F-Secure SAFE on Mobile (Android/iOS)

Steps:

1. Download **F-Secure SAFE app** from Play Store or App Store
2. Open the app
3. Sign in with your account
4. Grant permissions
5. Activation completes instantly

 Mobile  +1888 754 6002 setup is quick and fully account-based

Alternative Activation Method (Using Subscription Code)



If you received a **subscription code** instead of automatic activation:

1. Log in to your F-Secure account
2. Go to **Subscription / ☎ +1888 754 6002 My Account section**
3. Enter your code
4. Confirm activation
5. Download and install SAFE

👉 After that, activation syncs automatically

❌ Common Installation & Activation Issues (With Fixes)

1 SAFE Not Activating After Installation

Cause: Wrong ☎ +1888 754 6002 account login

Fix:

- Log out and sign in again
 - Verify subscription is active
-

2 Installation Fails or Freezes

Cause: Conflicting antivirus software

Fix:

- Uninstall other antivirus
 - Restart device
 - Reinstall SAFE
-

3 Device Not Showing Protected



Cause: 📞 +1888 754 6002 Sync delay or network issue

Fix:

- Restart system
 - Check internet connection
-

4 Subscription Not Detected

Cause: Code not added to account





Fix:

- Add subscription manually
 - Refresh dashboard
-

💡 Pro Tips for a Smooth Setup

- 📞 +1888 754 6002 Always use the **same email used during purchase**
 - Install from official F-Secure dashboard only
 - Remove existing antivirus tools first
 - Keep internet stable during installation
 - Restart device after setup
-

📞 +1888 754 6002 ⚠️ Hidden Conditions Most Users Ignore

-  Subscription starts once activated
 -  Device limit applies (1, 3, or 5 devices)
 -  Region-based subscriptions may vary
 -  First-time activation requires internet
-



How +1888 754 6002 to Check If F-Secure SAFE Is Activated





After setup:

- Open SAFE dashboard
- Look for “**Protected**” status
- Check subscription expiry date
- Run a quick scan

✓ If everything checks out → your device is fully  +1888 754 6002 secured

Why Proper Installation + Activation Matters

Skipping activation leads to:

-  No real-time protection
-  No malware detection updates
-  Limited features
-  High security risk

👉 Installation without activation = incomplete  +1888 754 6002 protection

Advanced Troubleshooting (If Issues Persist)

If you still face issues:

- Reinstall SAFE completely
 - Update your operating system
 - Check firewall/network settings
 - Disable VPN temporarily
 - Contact F-Secure support
-



? People Also Ask (FAQ ☎ +1888 754 6002 Section)

1 Do I need a license key to activate F-Secure SAFE?

Not always. Most subscriptions activate automatically when you log in to your account.

2 Why is F-Secure SAFE not activating?

Usually due ☎ +1888 754 6002 to incorrect account login or missing subscription link.

3 Can I install F-Secure SAFE on multiple devices?

Yes, depending on your subscription plan.

4 How long does installation and activation take?

Typically 3–5 minutes ☎ +1888 754 6002 with a stable internet connection.

5 What happens if I don't activate F-Secure SAFE?

Your device won't be fully protected, and key features will remain disabled.



6 Can I reinstall SAFE after activation?

Yes. 📞 +1888 754 6002 Just log in again, and it will activate automatically.

7 Is internet required for activation?

Yes, especially for first-time verification.

🏁 Final Thoughts

F-Secure SAFE is powerful—but only when installed and activated correctly.

The winning 📞 +1888 754 6002 formula:

👉 **Login** → **Download** → **Install** → **Sign In** → **Protected**

Follow this exact flow, and your device will be secured with real-time protection, browsing safety, and advanced threat defense.

If you want, I 📞 +1888 754 6002 can also generate:

- High CTR ✨ titles
- FAQ ---
- Internal linking strategy

Just tell me 🚀

