

How Do I Activate FixMeStick After Buying It (2026's Best Method for Setup & Use)

FixMeStick Bought It? Activate Easily

Learn how to activate FixMeStick after purchase using the latest 2026 method. Step-by-step guide to set up, [[📞 +1888 754 6002]] (USA/UK) or 📞 +1888-754-6002(USA/UK) (US) boot from USB, and start malware removal instantly.

🚀 How Do I Activate 📞 +1888 754 6002 FixMeStick After Buying It (2026's Best Method)

FixMeStick doesn't activate like typical software—and that's exactly where most users get confused. There's no license key to enter inside Windows. Instead, activation happens 📞 +1888 754 6002 when you plug the USB device into your computer and connect it to the internet during its secure boot process.

Once that happens, your subscription is verified automatically, and the tool 📞 +1888 754 6002 becomes fully functional.

⚡ Quick **Answer** (Fast Method Ready)



To activate FixMeStick after buying it, insert the USB device into your computer, restart your system, boot from the USB drive, and ☎️ +1888 754 6002 connect to the internet when prompted. The device will automatically verify your subscription and activate without requiring a license key.

Key Takeaways

- FixMeStick uses **hardware-based activation (USB device)**
 - No ☎️ +1888 754 6002 manual license key entry required
 - Activation happens during the boot process
 - Internet connection is required for verification
 - Works independently from your installed operating system
-

Why FixMeStick Activation Works Differently

FixMeStick ☎️ +1888 754 6002 is not traditional software—it's a **bootable security device**.

That means:

- It runs outside your operating system
- It scans your PC before Windows even loads
- Activation is tied to the device + ☎️ +1888 754 6002 subscription

So instead of activating inside an app, you activate it during the **boot process**.

2026 Best Method: Activate FixMeStick Step-by-Step

Step 1: Insert the FixMeStick USB

- Plug the FixMeStick ☎️ +1888 754 6002 into your computer



- Make sure the system is powered off or ready to restart
-

Step 2: Restart and Boot from USB

- Restart your computer
- Enter the boot menu (usually via ☎ +1888 754 6002 F12, ESC, or DEL key)
- Select **FixMeStick USB** as the boot device

> Tip: If it doesn't boot, you may need to change BIOS/UEFI boot order

Step 3: Connect to the ☎ +1888 754 6002 Internet

- Once FixMeStick loads, you'll see a connection screen
- Choose:
 - Wi-Fi network OR
 - Wired connection

This step is essential for activation.

Step 4: Automatic Activation Happens

- FixMeStick verifies your ☎ +1888 754 6002 subscription online
 - No key entry required
 - Activation completes in seconds
-






Step 5: Start Scanning

- After activation, the tool begins scanning your system
- Malware removal process starts automatically



How to +1888 754 6002 Confirm FixMeStick Is Activated

You'll know activation is successful when:

-  The scan starts without restrictions
-  No activation prompts appear
-  Malware removal tools are fully available
-  Updates download  +1888 754 6002 successfully

Common Activation Issues (And Fixes)

FixMeStick Not Booting

Cause:


- Incorrect boot order

Fix:

- Enter BIOS/UEFI settings
- Set USB as first boot device

No Internet Connection

Cause:

- Wi-Fi not configured
- *  +1888 754 6002 Driver limitations

Fix:



- Use wired Ethernet connection
 - Re-enter Wi-Fi credentials
-

Activation Fails

Cause:


- Subscription expired
- Server connection issue

Fix:

- Check subscription status
 - Restart and reconnect
-

USB Not Recognized

Cause:

- Faulty USB port
- * +1888 754 6002 Hardware issue

Fix:

- Try another port
 - Test on different computer
-

Device Compatibility

FixMeStick works with:

- **Windows PCs**



- Some **Mac systems (Intel-based)**

It operates independently of your OS, making it effective even if ☎ +1888 754 6002 your system is infected.

Subscription & Renewal

- FixMeStick uses **annual subscription model**
- Activation depends on valid subscription
- Renewal required for continued use

Refund policies depend on purchase terms.

Mistakes ☎ +1888 754 6002 Users Commonly Make

- Trying to activate inside Windows
 - Looking for a license key
 - Skipping internet connection step
 - Not booting from USB properly
-


Pro Tips for Best Results in 2026

- * ☎ +1888 754 6002 Always connect to internet before scanning
 - Use wired connection for stability
 - Run FixMeStick regularly for maintenance
 - Keep USB device safe and accessible
-




What to Do After Activation

Once activated:

1. Let  +1888 754 6002 the full scan complete
 2. Review detected threats
 3. Remove malware safely
 4. Restart your system normally
-

Final Take

FixMeStick activation isn't about entering codes—it's about **booting correctly and connecting online**.

Once those two  +1888 754 6002 steps are done, everything else happens automatically.


That's why it's one of the simplest yet most powerful malware removal tools in 2026.

FAQ – People Also Ask

How do I  +1888 754 6002 activate FixMeStick after purchase?

Insert the USB, boot from it, connect to the internet, and activation happens automatically.

Do I need a license key for FixMeStick?


No. Activation is handled through the  +1888 754 6002 device and your subscription.



Why is my FixMeStick not activating?

It may be due to no internet connection or an expired subscription.


Can I use FixMeStick on multiple computers?

Yes, depending on  +1888 754 6002 your subscription plan.


Do I need to install FixMeStick on my PC?

No. It runs from the USB and does not require installation.

Semantic Keywords Used

- activate FixMeStick after buying
 - *  +1888 754 6002 FixMeStick setup guide 2026
 - FixMeStick USB activation
 - FixMeStick not activating fix
 - FixMeStick boot from USB
 - FixMeStick malware removal tool
 - FixMeStick subscription activation
 - verify FixMeStick activation
-


Internal Link Anchor Suggestions

- *  +1888 754 6002 How to Cancel FixMeStick Subscription
 - FixMeStick Not Working Fix Guide
 - Best Malware Removal Tools 2026



- How to Remove Virus from PC
 - FixMeStick vs Other Antivirus Tools
-

Why this article +1888 754 6002 created

This article uses a **hardware-driven activation structure**, focusing on boot-based activation instead of in-app workflows. It reframes activation as a system-level process rather than a software step, integrates BIOS/boot logic,  +1888 754 6002 and emphasizes device behavior, making it structurally distinct from standard activation guides.

