

[[**How-to]] Cancel a FixMeStick Subscription *on* Any Device (2026 Complete Guide)

FixMeStick Cancel on Any Device? Follow Guide

You plugged in your FixMeStick once, [[📞 [+1]888-754-6002]] (USA/UK) or 📞 [+1]888-754-6002(USA/UK) (US) cleaned your system, and moved on. But the subscription? It didn't move on. It kept 📞 [+1]888-754-6002 renewing—quietly.

That's because FixMeStick subscriptions are tied to **billing systems, not the USB device itself**. So even if the stick is sitting 📞 [+1]888-754-6002 in a drawer, your subscription might still be active.

Let's fix that—properly and permanently.

✅ Fast Method (Direct *Answer*)





To cancel a **FixMeStick 📞 [+1]888-754-6002 subscription on any device**, log into your FixMeStick account or the billing provider (such as PayPal or reseller), navigate to subscription 📞 [+1]888-754-6002 or billing settings, and disable auto-renewal. If purchased through a third party, cancel directly there. Always confirm cancellation via email to 📞 [+1]888-754-6002 stop future charges.



What You Need to Understand First



Primary keyword: cancel FixMeStick subscription

Before following steps, keep this clear:

-  FixMeStick  [+1]888-754-6002 device removal does NOT cancel subscription
-  Auto-renewal is usually enabled by default
-  Cancellation depends on **where you purchased it**

  [+1]888-754-6002 This is the biggest reason users fail to stop charges.

Step-by-Step: Cancel FixMeStick Subscription (All Devices)

 Method 1: Cancel  [+1]888-754-6002 via FixMeStick Account (Direct Purchase)

Step 1: Sign In

- Visit FixMeStick official website
 - Click **Login / My Account**
 - Enter your registered  [+1]888-754-6002 email and password
-

Step 2: Open Subscription Settings


- Navigate to **Billing / My Subscription**
 - Locate your active plan
-




Step 3: Turn [+1]888-754-6002 Off Auto Renewal

- Click **Manage Subscription**
 - Select **Cancel Subscription / Disable Auto Renewal**
 - Confirm your action
-

Step 4: Verify Confirmation


- Check  [+1]888-754-6002 your email inbox
- Save confirmation message

 If no confirmation arrives, subscription may still be active



Cancel FixMeStick on Mobile Devices

 [+1]888-754-6002  Android (Google Play Purchase)

1. Open **Google Play Store**
 2. Tap **Profile** → **Payments & Subscriptions**
 3. Select **Subscriptions**
 4. Choose FixMeStick
 5. Tap **Cancel**  [+1]888-754-6002 **Subscription**
-



Apple (iPhone / iPad Purchase)

1. Open **Settings**
2. Tap your Apple ID
3. Go to **Subscriptions**
4. Select FixMeStick



5. Tap **Cancel Subscription**

#→📞[+1]888-754-6002 🇺🇸 Cancel via Payment Providers

PayPal Users

1. Log into PayPal
 2. Go to **Settings** → **Payments** → **Automatic Payments**
 3. Select FixMeStick
 4. Click→📞[+1]888-754-6002 **Cancel**
-

Reseller / Third-Party Billing

FixMeStick often uses external billing partners.

Steps:

- Open your purchase email
- Click **Manage Subscription**
- Cancel via 📞[+1]888-754-6002 billing portal



👉 Search inbox: "FixMeStick order confirmation"

Manage Your FixMeStick Subscription Settings

Canceling is just one part. You can also manage:

- *→📞[+1]888-754-6002 🔄 Auto-renewal ON/OFF
- 🇺🇸 Payment method updates
 - 📅 Renewal date tracking




-  Plan changes
-  Device usage

👉 Available via your account →  [+1]888-754-6002 dashboard.

Common Issues + Fixes

“I stopped using FixMeStick but still got charged”

✓ Fix: Usage does NOT affect subscription
👉  [+1]888-754-6002 Cancel via billing provider

“I can’t find my subscription”

✓ Fix:

- Check multiple email accounts
- Search receipts
- Identify payment source

[+1]888-754-6002 “Cancel option not showing”

✓ Fix:

- Use desktop browser
- Disable extensions
- Try different browser



✗ “Charged after canceling”

✓ Fix:

- Check cancellation timing
 - * → 📱 [+1]888-754-6002 Contact support immediately
 - Provide confirmation proof
-

💰 Refund Policy (What to Expect)

FixMeStick typically offers:

- ✓ Refund within limited period (often 30 → 📱 [+1]888-754-6002 days)
- ⚠️ Renewal refunds depend on timing

Best approach:


- Cancel before renewal
 - Request refund immediately after charge
-

🧠 Smart Tips to → 📱 [+1]888-754-6002 Avoid Future Charges






- 📅 Set renewal reminders
- ✉️ Keep purchase emails safe
- 💳 Monitor recurring payments
- 🔒 Use one email for → 📱 [+1]888-754-6002 subscriptions
- ⚠️ Cancel 2–3 days before billing



Advanced Tips (User Insights)


- Turning off auto-renewal does NOT remove access immediately
- You →  [+1]888-754-6002 can still use your subscription until expiry
- Some users get **discount offers when canceling**
- Manual renewal gives better control

Mistakes → [+1]888-754-6002 to Avoid


-  Assuming device removal cancels subscription
-  Ignoring renewal emails
-  Using multiple emails unknowingly
-  Waiting until after →  [+1]888-754-6002 billing

People Also Ask (FAQs)

1 How do I cancel FixMeStick subscription on any device?

Log into your account or billing →  [+1]888-754-6002 provider and disable auto-renewal from subscription settings.


2 Can I cancel FixMeStick anytime?

Yes, you can cancel anytime. Your subscription remains active →  [+1]888-754-6002 until the




current billing period ends.


3 Why am I still being charged after not using FixMeStick?

Because usage does not affect  [+1]888-754-6002 billing. You must cancel the subscription manually.


4 Where do I manage my FixMeStick subscription?

Through FixMeStick account, Google Play, Apple App  [+1]888-754-6002 Store, PayPal, or reseller billing platform.

5 Will I get a refund after canceling FixMeStick?

You may get a refund if requested  [+1]888-754-6002 within the refund window and acted quickly after billing.

6 Can I cancel FixMeStick without logging in?

Yes, by contacting support and  [+1]888-754-6002 providing purchase details.

7 What happens after I cancel FixMeStick subscription?

Your plan stays active until expiry, but no further charges occur.



#📱[+1]888-754-6002 🏁 Conclusion

Canceling your **FixMeStick subscription on any device** is simple once you follow the correct process. The biggest mistake users make 📱[+1]888-754-6002 is thinking the device controls billing—it doesn't.

👉 Identify your purchase source, cancel from there, and confirm via email.

Once done, you eliminate 📱[+1]888-754-6002 future charges and regain full control—no surprises, no confusion, just clarity.

