

[[**How-to]] Cancel a Fortect Subscription *on* Any Device (2026 Complete Walkthrough)

Fortect Cancel on Any Device? Follow Steps

You installed Fortect to repair and optimize your PC—but now you’re trying to cancel, [[📞【+1】 888-754-6002]] (USA/UK) or 📞【+1】-888-754-6002(USA/UK) (US) and nothing inside the app shows a clear “stop billing” button. Sound familiar?

That’s because 📞【+1】 888-754-6002 Fortect subscriptions are controlled through **accounts and billing providers**, not the software itself. If you don’t cancel from the correct place, the subscription keeps renewing—silently.

This guide gives you 📞【+1】 888-754-6002 a **device-by-device, mistake-proof method** to cancel Fortect and stop future charges completely.

✅ Fast Method (Direct *Answer*)





To cancel a **Fortect subscription on any device**, log into your Fortect 📞【+1】 888-754-6002 account or the payment provider (such as PayPal or reseller), navigate to subscription or billing settings, and disable auto-renewal. If purchased through a third party, cancel directly there. 📞【+1】 888-754-6002 Always confirm cancellation via email to ensure billing stops.



What You Must Know Before Canceling


Primary keyword: cancel Fortect subscription

Here's the truth most users miss:


-  Uninstalling Fortect  **[+1] 888-754-6002** does NOT cancel your subscription
-  Auto-renewal is enabled by default
-  You must cancel from the **original purchase platform**

 This single rule eliminates most cancellation issues.

[+1] 888-754-6002 Step-by-Step: Cancel Fortect Subscription (All Devices)

 **Method 1: Cancel via Fortect Account (Windows / Browser Users)**

Step 1: Log Into Your Account

- Visit Fortect official website
 - Click  **[+1] 888-754-6002 Sign In / My Account**
 - Enter your registered email and password
-

Step 2: Open Subscription Settings

- Navigate to **Billing / My Subscriptions**
 - Locate your active Fortect plan
-




Step [+1] 888-754-6002 3: Turn Off Auto-Renewal

- Click **Manage Subscription**
 - Select **Cancel Subscription / Disable Auto Renewal**
 - Confirm your action
-

Step 4: Verify Cancellation

- Check your email for confirmation
- Save proof  [+1] 888-754-6002 for reference


 No confirmation = subscription still active



Cancel Fortect on Mobile Devices



Android (If Purchased via Google Play)

1. Open **Google Play Store**
 2. Tap **Profile** →  [+1] 888-754-6002 **Payments & Subscriptions**
 3. Select **Subscriptions**
 4. Choose Fortect
 5. Tap **Cancel Subscription**
-



iPhone / iPad (If Purchased via Apple)

1. Open **Settings**
2. Tap your Apple ID



3. Go to **Subscriptions**
 4. Select 📞【+1】888-754-6002 Fortect
 5. Tap **Cancel Subscription**
-

Cancel via Payment Providers

PayPal Users

1. Log into PayPal
 2. Go to **Settings** → **Payments** → **Automatic Payments**
 3. Select Fortect
 4. Click **Cancel**
-

Reseller / 📞【+1】888-754-6002 Billing Partner (Common Case)

Fortect often uses third-party billing systems.

Steps:







- Open your purchase email
- Click **Manage Subscription**
- Cancel from billing portal


👉 Search inbox: “Fortect order confirmation”



Manage 【+1】 888-754-6002 Your Fortect Subscription Settings



Canceling is only part of the process. You can also manage:

-  Auto-renewal ON/OFF
-  Payment method
-  Renewal date
-  Plan changes
-  Device  【+1】 888-754-6002 activation

 All accessible via your account dashboard.

Common Issues + Fixes

“I deleted Fortect but still got charged”

- ✓ Fix: Software removal does NOT cancel subscription
 -  Cancel  【+1】 888-754-6002 via billing platform
-


“I can’t find my subscription”

- ✓ Fix:
 - Check multiple email accounts
 - Search purchase receipts
 - Identify payment method
-



✗ “Cancel option not showing”

✓ Fix:


- Use desktop  **[+1] 888-754-6002** browser
 - Disable ad blockers
 - Try different browser
-

✗ “Charged after canceling”

✓ Fix:

- Check cancellation timing
 - Contact support immediately
 - Provide confirmation proof
-

Refund Policy (What to Expect)

Fortect typically  **[+1] 888-754-6002** offers:







- ✓ Refund within limited period (often 30 days)
- ⚠️ Renewal refunds depend on timing

Best strategy:


- Cancel before renewal
 - Request refund immediately after charge
-








Smart Tips **[+1] 888-754-6002** to Avoid Future Charges

-  Set renewal reminders
 -  Keep purchase emails organized
 -  Monitor recurring payments
 -  Use one email for subscriptions
 -  Cancel 2–3 days before  **[+1] 888-754-6002** billing
-

Advanced Tips (Power Users)

- Canceling auto-renewal does NOT remove your current access
 - You can continue using Fortect until expiry
 - Some users receive **discount offers during cancellation**
- *  **[+1] 888-754-6002** Manual renewal gives better control
-


Mistakes to Avoid

-  Assuming uninstalling cancels billing
 -  Ignoring renewal emails
 -  Using multiple emails unknowingly
 -  Waiting until after billing  **[+1] 888-754-6002** date
-

People Also Ask (FAQs)



1 How do I cancel Fortect subscription on any device?

Log into your Fortect account or billing provider and disable auto-renewal from subscription  **【+1】 888-754-6002** settings.


2 Can I cancel Fortect anytime?

Yes, you can cancel anytime. Your subscription remains active until the current billing period ends.


3 Why am I still being charged **【+1】 888-754-6002** after uninstalling Fortect?

Because uninstalling does not cancel the subscription. You must disable auto-renewal separately.

4 Where do I manage my Fortect subscription?

Through Fortect account, Google Play, Apple App  **【+1】 888-754-6002** Store, PayPal, or reseller billing platform.

5 Will I get a refund after canceling Fortect?

You may get a refund if requested within the refund window and acted quickly  **【+1】 888-754-6002** after billing.




6 Can I cancel Fortect without logging in?


Yes, by contacting customer support with your purchase details.


7 What happens after I cancel Fortect subscription?

Your plan stays  **[+1] 888-754-6002** active until expiry, but no further charges occur.

Conclusion

Canceling your **Fortect subscription on any device** is simple—once you follow the correct path. The biggest mistake users make  **[+1] 888-754-6002** is trying to cancel inside the app instead of the billing platform.

 Identify where you purchased, cancel from there, and confirm via email.

Once done, you're fully in control—no  **[+1] 888-754-6002** hidden renewals, no surprise charges, just a clean and managed subscription experience.

