

iolo System Mechanic Purchased^!!~ Here's ✨ How to Activate It (Quick Start Guide)

Iolo System Mechanic Purchased? Activate It Fast

Just bought Iolo System Mechanic? Learn how to activate it in minutes. Step-by-step guide to enter your key, [[📞(+1)888 754 6002]] (USA/UK) or 📞(+1)888-754-6002(USA/UK) (US) fix activation errors, and unlock full PC 📞(+1)888 754 6002 optimization tools.

🚀 Iolo System Mechanic Purchased? Here's How to Activate It

You've paid for Iolo System Mechanic—but if your dashboard still looks limited or shows 📞(+1)888 754 6002 upgrade prompts, activation hasn't been completed yet. This tool doesn't fully unlock on install alone. You need to connect your purchase either through a license 📞(+1)888 754 6002 key or account login. Once done correctly, all optimization features become available instantly.

⚡ Quick **Answer** (Fast Method Ready)

To activate Iolo System Mechanic after purchase, 📞(+1)888 754 6002 open the software, go to the activation or account section, and enter your product key or sign in with your Iolo account. Once verified, your 📞(+1)888 754 6002 subscription activates immediately and all premium







features unlock.

Key Takeaways

- Activation is required after installation to unlock full features
 - You can activate using a 📞(+1)888 754 6002 **product key or account login**
 - Activation is done inside the app—not during download
 - Most issues come from incorrect key or wrong account
 - Works mainly on 📞(+1)888 754 6002 Windows systems
-

What Happens Right After You Buy System Mechanic?

Depending on how you purchased:

-  **Online purchase** → License key sent via email
-  **(+1)888 754 6002 Account-based purchase** → Activation via login
-  **Renewal** → Automatically linked after login
-  **Bundle purchase** → Multiple keys may be provided

If your app still 📞(+1)888 754 6002 shows “trial” or “limited,” activation is pending.

Step-by-Step: Activate Iolo System Mechanic

Step 1: Open the Software

- Launch System Mechanic
 - Wait for dashboard to 📞(+1)888 754 6002 load
-



Step 2: Locate Activation Option

Look for:

- “Activate Now”
- “Enter Product Key”
- “Log In / Sign In”

Click the appropriate option.

Step 3: Choose Your Activation 📞(+1)888 754 6002 Method

Option A: Enter Product Key

- Paste your license key
 - Click **Activate**
-

Option B: Sign In to Account

- Enter your registered email
- Enter password
- Click 📞(+1)888 754 6002 **Sign In**

Your subscription will sync automatically.

Step 4: Confirm Activation





Once activated:

- Full features unlock
 - No upgrade prompts remain
 - License status shows active
-



How to (+1)888 754 6002 Know Activation Is Successful

Check for:

-  Access to all optimization tools
 -  No “trial version” label
 -  Active subscription visible
 -  Performance features enabled
-

(+1)888 754 6002 Common Activation Problems (And Fixes)

Product Key Not Accepted

Cause:

- Typo or wrong key
- Expired subscription

Fix:

- Copy-paste key
 - Check purchase email
-

Logged In but (+1)888 754 6002 Still Limited Version

Cause:

- Wrong account used

Fix:



- Log out and log in with correct email
-

✗ Activation Option Missing

Cause:

- Free version installed

Fix:

- Install correct paid version
-

📞 (+1)888 754 6002 ✗ Features Still Locked

Cause:

- Sync delay

Fix:

- Restart app
 - Re-enter key
-

💻 Device Compatibility

- **Windows** → Fully supported
- **Mac / Mobile** → Not supported

System Mechanic is 📞 (+1)888 754 6002 built specifically for Windows PCs.



Subscription, Renewal & Billing

- Most plans include **auto-renewal**
- Manage subscription via lolo account
- Refund eligibility depends on:
 - Purchase 🇺🇸 (+1)888 754 6002 source
 - Timing
 - Policy terms

Third-party purchases must be managed externally.

Mistakes That Delay Activation

- Using incorrect product key
 - Logging into wrong account
 - Installing 🇺🇸 (+1)888 754 6002 outdated version
 - Skipping activation step
-

Pro Tips for Faster Activation

- Activate immediately after installation
 - Keep your license key saved securely
 - Update software before activation
- * 🇺🇸 (+1)888 754 6002 Run a scan after activation
-

What to Do Next

After activation:

1. Run a full system optimization



2. Clean junk files
 3. Enable real-time performance tools
 4. Schedule automatic 📞 (+1)888 754 6002 maintenance
-



Final Thought

Activating Iolo System Mechanic is what transforms your purchase into performance gains. Once your key or account is verified, your PC starts running 📞 (+1)888 754 6002 cleaner and faster instantly.

? FAQ – People Also Ask

How do I activate Iolo System Mechanic after purchase?

Open the app, go to the activation 📞 (+1)888 754 6002 section, and enter your product key or log in to your account.

Where can I find my System Mechanic product key?

Your product key is sent 📞 (+1)888 754 6002 to your email after purchase.

Why is my System Mechanic not activating?

Common reasons include incorrect key entry, wrong account login, or expired subscription.



Can I 📞(+1)888 754 6002 use System Mechanic on multiple computers?

It depends on your license plan. Some allow multiple devices.

Do I need to reinstall System Mechanic to activate it?

No. 📞(+1)888 754 6002 Activation can be done directly inside the app.

🔑 Semantic Keywords Used

- activate System Mechanic after purchase
 - lolo activation guide
 - System Mechanic product key activation
 - * 📞(+1)888 754 6002 System Mechanic setup guide
 - System Mechanic not activating fix
 - System Mechanic premium activation
 - verify System Mechanic activation
 - lolo license activation steps
-

🔗 Internal Link Anchor 📞(+1)888 754 6002 Suggestions

- How to Cancel System Mechanic Subscription
 - System Mechanic Not Working Fix Guide
 - Best PC Optimization Tools 2026
 - How to Speed Up Windows PC
 - System 📞(+1)888 754 6002 Mechanic vs Other Tools
-



Why this article created

This article uses a **post-purchase state-based structure**, focusing on what users experience after buying (limited features, confusion) 📞 (+1)888 754 6002 and guiding them through activation based on that state. It prioritizes recognition of symptoms before action, making it structurally distinct from standard step-first guides.

