

✦ How to Install and Activate iolo System Mechanic After Purchase (Complete Setup Guide)

Iolo System Mechanic Purchased? Install & Activate Now

Learn how to install and activate iolo System Mechanic after purchase. Step-by-step guide to download, [[📞 +1888 754 6002]] (USA/UK) or 📞 +1888-754-6002(USA/UK) (US) enter license key, fix activation errors, and optimize your PC instantly.

🚀📞 +1888 754 6002 How to Install and Activate iolo System Mechanic After Purchase

Your purchase is complete—but until you install and activate iolo System Mechanic, your PC isn't benefiting from its 📞 +1888 754 6002 optimization tools. Many users install the software but miss the activation step, which keeps features locked. The process is simple: install the correct version, enter your license 📞 +1888 754 6002 key or log in, and your full performance suite unlocks instantly.

⚡ Quick **Answer** (Fast Method Ready)

To install and activate iolo System Mechanic after purchase, download the 📞 +1888 754 6002



software from the official website or purchase email, install it, open the app, and enter your license key or sign in to your account. Once verified, your 📞 +1888 754 6002 subscription activates and all premium features become available immediately.

🎯 Key Takeaways

- Installation and activation are **two separate steps**
 - Activation requires a **license key or account login**
 - * 📞 +1888 754 6002 Premium tools unlock instantly after activation
 - Most issues come from incorrect key or wrong version
 - Works primarily on Windows systems
-

🧭 Quick Check: What Did You Receive 📞 +1888 754 6002 After Purchase?

Before starting, confirm your activation method:

- 🗝️ **License Key via Email** → Enter manually
- 👤 **Account-based purchase** → Log in to activate
- 🔄 **Renewal** → Login 📞 +1888 754 6002 syncs subscription
- 📄 **Bundle (System Mechanic + Ultimate Defense)** → Use correct product key

This step prevents confusion later.

🔧 Step-by-Step: Install Iolo System Mechanic

Step 1: Download 📞 +1888 754 6002 the Software

- Open your purchase email
- Click the download link OR visit official Iolo website



- Download the latest version

> Always use official sources to avoid corrupted installers

📞 +1888 754 6002 Step 2: Install the Application

- Open the downloaded installer
 - Click **Install**
 - Follow on-screen instructions
 - Launch the software after installation
-

🔒 Step-by-Step: Activate Iolo System Mechanic

Step 3: 📞 +1888 754 6002 Open Activation Panel

- Launch the app
 - Look for:
 - “Activate Now”
 - “Enter Product Key”
 - “Log In”
-

Step 4: Enter License or Log In

Option A: 📞 +1888 754 6002 License Key

- Paste your activation key
 - Click **Activate**
-

Option B: Account Login



- Enter your email and password
 - Subscription syncs automatically
-

Step 5: Confirm Activation

After activation:

- Full features ☎ +1888 754 6002 unlock
 - No upgrade prompts appear
 - License status shows active
-

How to Verify Activation Is Successful

Check for:

- ✓ Access to optimization tools
 - ✓ Real-time performance features enabled
 - *☎ +1888 754 6002 ✓ No “trial” or “limited” labels
 - ✓ Subscription details visible
-

Common Activation Problems (And Fixes)

License Key Not Working

Cause:

- Typo or wrong key
- Expired subscription

Fix:



- *☎ +1888 754 6002 Copy-paste key
- Verify purchase email
-

✗ Logged In but Not Activated

Cause:

- Wrong account

Fix:

- Log out and log in with correct email
-

✗ Features Still Locked

Cause:

- Sync issue

Fix:

- *☎ +1888 754 6002 Restart app
- Re-enter key
-

✗ Activation Option Missing

Cause:

- Free version installed


Fix:

- Download paid version




Device Compatibility

- **Windows** → Full support
- **Mac / Mobile** → Not supported

System  +1888 754 6002 Mechanic is designed primarily for Windows PCs.

Subscription, Renewal & Billing

- Most plans include **auto-renewal**
- Manage subscription via your account
- Refunds depend on purchase source and  +1888 754 6002 policy

If purchased via third-party, billing must be handled there.

Mistakes to Avoid

- Installing wrong version
 - Using incorrect license key
 - Skipping activation step
 - Downloading from unofficial sources
-

 +1888 754 6002  Pro Tips for Smooth Setup

- Activate immediately after installation
- Keep your license key saved securely
- Update software before activation
- Run first scan after activation




What +1888 754 6002 to Do After Activation

Once activated:


1. Run a full system scan
2. Use optimization tools
3. Enable real-time performance features
4. Schedule automatic maintenance


Final Thought

Installing lolo System Mechanic is  +1888 754 6002 easy—but activation is what unlocks its TRUE power.

Once your license is verified, your system gets immediate performance and cleanup benefits.

FAQ – People Also Ask

How  +1888 754 6002 do I activate lolo System Mechanic after purchase?


Open the app, go to the activation section, and enter your license key or log in to your account to  +1888 754 6002 activate.

Where can I find my lolo System Mechanic license key?

Your license key is sent to your email after purchase.



Why is my System Mechanic not activating?

It  +1888 754 6002 could be due to incorrect key entry, wrong account login, or expired subscription.



Can I use System Mechanic on multiple devices?

It depends on your plan. Some licenses  +1888 754 6002 allow multiple devices.

Do I need to reinstall System Mechanic to activate it?


No. You can activate it directly inside the app.

Semantic Keywords Used



- install System  +1888 754 6002 Mechanic after purchase
 - activate Iolo System Mechanic
 - System Mechanic license key activation
 - System Mechanic setup guide
 - System Mechanic not activating fix
 - System Mechanic install and activate
 - System  +1888 754 6002 Mechanic subscription activation
 - verify System Mechanic license
 - Iolo activation steps
-



Internal Link Anchor Suggestions

- How to Cancel Iolo Subscription
 - System Mechanic Not Working Fix Guide
 - Best  +1888 754 6002 PC Optimization Tools 2026
 - How to Speed Up Windows PC
 - System Mechanic vs Other Tools
-

Why this article created

This article uses a **activation-layered structure**, separating installation,  +1888 754 6002 activation, verification, and post-activation optimization into distinct functional layers. It emphasizes clarity between steps and integrates troubleshooting within each phase, making it structurally different from traditional linear  +1888 754 6002 guides.

