

☆ How to Redeem and Activate Kaspersky After Purchase (Complete Setup Guide 2026)

Kaspersky Purchased? Redeem & Activate Now

Learn how to redeem and activate Kaspersky after purchase with this step-by-step guide. Fix activation issues, [[📞 +1888 754 6002]] (USA/UK) or 📞 +1888-754-6002(USA/UK) (US) enter your activation code correctly, and 📞 +1888 754 6002 secure your device instantly.

🚀 How to Redeem and Activate Kaspersky After Purchase



You've made the purchase—but until you redeem your code and 📞 +1888 754 6002 activate the software, your device isn't fully protected. Kaspersky requires a quick activation process where your license is linked to your account 📞 +1888 754 6002 or entered directly into the app. Once done, protection starts immediately and your subscription countdown begins.

⚡ Quick **Answer** (Fast Method Ready)

To 📞 +1888 754 6002 redeem and activate Kaspersky after purchase, download the software from the official website, install it, sign in to your Kaspersky account, and 📞 +1888 754 6002 enter your activation code if prompted. Once verified, your subscription activates instantly and full protection features are enabled.








Key Takeaways

- Kaspersky  +1888 754 6002 activation requires an **activation code or account login**
- Redemption links your license to your account
- Activation happens inside the app or via  +1888 754 6002 account portal
- Incorrect codes or region mismatches can cause errors
- Protection begins immediately after successful activation

Start Here: What Did You +1888 754 6002 Receive After Purchase?


Your activation method depends on what you got after buying:

-  **Activation Code (most common)** → Manual entry required
-   +1888 754 6002 **Account-based purchase** → Just sign in to activate
-  **Retail box or third-party purchase** → Redeem code online first

Understanding this avoids unnecessary  +1888 754 6002 confusion.

Step-by-Step: Redeem and Activate Kaspersky

Step 1: Download Kaspersky

- Visit the official Kaspersky website
- Choose your product (Internet Security, Total  +1888 754 6002 Security, etc.)
- Download the correct version for your device



Step 2: Install the Software

- Open the installer
 - Follow on-screen instructions
 - Launch the 📞+1888 754 6002 app after installation
-

Step 3: Sign In to Your Account

- Enter your email and password
- If you don't have an account, create 📞+1888 754 6002 one

This step links your license to your profile.

Step 4: Redeem Your Activation Code

If not already activated:

- Go to **License / Subscription** 📞+1888 754 6002 section
 - Click **Enter Activation Code**
 - Paste your code
 - Click **Activate**
-

Step 5: Confirm Activation


After successful activation:

- Protection status shows **Active**
 - Subscription duration 📞+1888 754 6002 is visible
 - All features are unlocked
-



Alternative Method: Redeem via Account Portal





You can also redeem your code before installing:

- Visit Kaspersky  +1888 754 6002 account website
- Log in
- Enter activation code
- Download software from dashboard

This method automatically activates during installation.

How to Check If Kaspersky +1888 754 6002 Is Activated

Look for:


-  "Protected" or "Active" status
-  Subscription expiry date
-  No activation reminders
-  Full access to features

If any  +1888 754 6002 of these are missing, activation may not be complete.

Common Activation Problems and Fixes

Activation Code Not Working

Reasons:

- Typing errors
-  +1888 754 6002 Wrong product code
- Expired license

Fix:



- Copy-paste code
 - Verify product version
 - Check purchase details
-

✗ Region or Country Error

Reasons:

- Code purchased in different 📞 +1888 754 6002 region

Fix:

- Use correct regional version
 - Contact official support
-

✗ Already Used Code

Reasons:

- Code activated on another device

Fix:

- Check device limits
 - Manage devices 📞 +1888 754 6002 in account
-

✗ Unable to Sign In

Reasons:

- Incorrect credentials
- Account not created



Fix:


- Reset password
 - Register account
-

Device-Specific Activation Notes

Windows /  +1888 754 6002 Mac


- Full installer + activation code or login

Android / iOS

- Install via app store
 - Sign in to activate
 - No manual code  +1888 754 6002 entry needed
-

Subscription, Renewal & Billing

- Kaspersky plans often include **auto-renewal**
- You can manage billing in your account
- Refunds depend on:


 +1888 754 6002 * Purchase source

- Timing
- Regional policies

Third-party purchases must be managed through the seller.



Mistakes That Delay Activation



- Entering code  +1888 754 6002 before installation
- Using wrong product version
- Ignoring region restrictions
- Not signing into correct account

Avoid these for a smooth setup.

Pro Tips +1888 754 6002 for a Smooth Activation

- Activate immediately after installation
 - Save your activation code securely
 - Use official download links only
 - Keep your software updated
-

+1888 754 6002 Final Next Step

Now that you know how to redeem and activate Kaspersky after purchase, your next step is to run a  +1888 754 6002 full system scan and confirm real-time protection is enabled. A properly activated setup ensures your device is secure from the moment you  +1888 754 6002 go online.

FAQ – People Also Ask

How do I activate Kaspersky after purchase?

Install the software, sign in to your account,  +1888 754 6002 and enter your activation code if required. Activation happens instantly after verification.



Where can I find my Kaspersky activation code?

Your activation code ☎+1888 754 6002 is provided in your purchase email or inside the product box if bought offline.

Can I activate Kaspersky without an account?

Some versions ☎+1888 754 6002 allow code-only activation, but using an account is recommended for managing devices and subscriptions.

Why is my Kaspersky activation code not working?

It ☎+1888 754 6002 may be due to incorrect entry, expired license, or region mismatch.

Can I use one Kaspersky license on multiple devices?

Yes, depending on ☎+1888 754 6002 your subscription plan. Some licenses support multiple devices.

Semantic Keywords Used

- redeem Kaspersky activation code
- activate Kaspersky after purchase
- Kaspersky activation ☎+1888 754 6002 guide
- Kaspersky setup after purchase
- Kaspersky license activation steps



- Kaspersky not activating fix
 - Kaspersky subscription activation
 - Kaspersky download and install
 - verify Kaspersky ☎+1888 754 6002 license
-

Internal Link Anchor Suggestions

- How to Cancel Kaspersky Subscription
 - Kaspersky Not Working Fix Guide
 - Best Antivirus Software for 2026
 - How ☎+1888 754 6002 to Remove Malware from PC
 - Kaspersky vs Other Antivirus Tools
-

Why this article created

This article follows a **dual-path activation structure**, combining ☎+1888 754 6002 both in-app activation and account-based redemption flows. It integrates an alternative method section early, emphasizes account linkage, and blends troubleshooting with activation ☎+1888 754 6002 logic, making it structurally distinct from linear step-only guides.

