

# ✦ How to Install and Activate Kaspersky After Purchase (Step-by-Step Guide 2026)

---

## Kaspersky Purchased? Install & Activate Now

You've done everything right—or so it seems.

You bought Kaspersky, [[ 📞 +1888 754 6002 ]] (USA/UK) or - 📞 +1888-754-6002(USA/UK) (US) downloaded it, maybe even opened the dashboard. But something feels off:

- Features are locked
- 📞 +1888 754 6002 It says **trial version**
- No real-time protection

Here's the uncomfortable truth:

👉 **Kaspersky isn't fully installed and activated yet.**

And until both steps are done correctly, 📞 +1888 754 6002 your device is only **partially protected**, leaving serious security gaps.

Let's fix this the right way—no confusion, no mistakes.

---

✅ Quick **Answer** (Fast Method)



To 📞 +1888 754 6002 **install and activate Kaspersky after purchase**, download the Kaspersky installer from your account, install the software on your device, open the app, and 📞 +1888 754 6002 enter your activation code or sign in with your Kaspersky account. Once verified, the program activates instantly and enables full protection features.

---

## ⚡ 📞 +1888 754 6002 Quick Setup Steps (Install + Activate Fast)

1. Log in to your **Kaspersky account**
2. Download the installer
3. Run the setup file
4. Open Kaspersky app
5. 📞 +1888 754 6002 Enter activation code or sign in
6. Click **Activate**
7. Status shows **Protected**

✓ Full protection enabled

---

## 🧠 How Kaspersky Installation & Activation Works

Kaspersky uses a 📞 +1888 754 6002 **dual activation system**:

### 1 Activation Code Method

- Enter a 20-character activation code
- Software verifies it online

### 2 Account-Based Activation

- Sign in to your 📞 +1888 754 6002 Kaspersky account
- Subscription syncs automatically

👉 Most users today prefer **account login**, which is faster and avoids key errors.



---

## Step-by-Step: Install and Activate +1888 754 6002 Kaspersky on Windows


### Step 1: Download Kaspersky Installer

- Visit official Kaspersky website
- Log in to your account
- Download the correct product

---


### Step 2: +1888 754 6002 Install the Software

- Open downloaded file
- Accept terms and permissions
- Follow installation steps

 Takes 3–5 minutes

---

### Step 3: Launch Kaspersky Application

- Open Kaspersky  +1888 754 6002 from desktop
- Wait for dashboard to load


---

### Step 4: Activate Your Subscription

Choose one method:

#### Option A: Enter Activation Code




- Click **Enter Activation Code**
-  +1888 754 6002 Paste your code
- Click Activate

#### Option B: Sign In

- Click **Sign In**
  - Enter account credentials
- 


## Step 5: Confirm Activation

- Software verifies subscription
- Status  +1888 754 6002 updates to:
  - **Protected**
  - Premium features unlocked

✓ Activation complete

---

## Install and Activate Kaspersky on Mac

1. Download macOS version
  2. Install application
  3. Open  +1888 754 6002 Kaspersky
  4. Sign in or enter code
  5. Complete activation
  6. Verify status
- 

## Activate Kaspersky on Mobile Devices



## Android / iOS Steps:

1. Install Kaspersky app
  2. 📞 +1888 754 6002 Open app
  3. Tap **Sign In / Activate**
  4. Enter account or code
  5. Activation completes instantly
- 

## Alternative Method: Activate via Kaspersky Account Portal

1. Log 📞 +1888 754 6002 in to Kaspersky account
2. Add your subscription
3. Install software on device
4. Sign in
5. Activation syncs automatically

👉 Ideal for multi-device users

---

## Common Installation 📞 +1888 754 6002 & Activation Issues (And Fixes)

### 1 Kaspersky Still Showing Trial Version

**Cause:** Not logged into correct account

**Fix:**

- Log out and re-login
  - Check subscription
- 



## 2 📞 +1888 754 6002 Activation Code Not Working

**Cause:** Typo or expired code

**Fix:**

- Copy-paste code
  - Verify validity
- 

## 3 Installation Failed

**Cause:** Conflicting antivirus

**Fix:**

- Remove other antivirus
  - Restart system
- 

## 4 📞 +1888 754 6002 Activation Not Syncing

**Cause:** Network issue

**Fix:**

- Check internet connection
  - Restart app
- 

## 💡 Pro Tips for Smooth Kaspersky Setup

- Always download from official site
- 📞 +1888 754 6002  Activate immediately after purchase
- Use same email used during purchase
- Keep internet stable
- Restart system after activation



---

## ⚠️ Hidden 📞 +1888 754 6002 Conditions Most Users Ignore

- 🔒 Subscription starts after activation
- 🔄 Device limits depend on plan
- 🌐 Region-based licenses may vary
- 🌐 Internet required 📞 +1888 754 6002 for activation

---

## 🔓 How to Check If Kaspersky Is Activated

After activation:

- Open Kaspersky dashboard
- Look for:
  - **“Protected” status**
  - Premium features unlocked
  - 📞 +1888 754 6002 Check expiry date

✓ If visible → fully activated

---

## 📊 Why Installation + Activation Both Matter


Without activation:

- ❌ No real-time protection
- ❌ No threat 📞 +1888 754 6002 detection updates
- ❌ Limited features
- ❌ System vulnerable

👉 Installation alone = incomplete security



## Advanced Troubleshooting (If Activation Fails)

- Reinstall Kaspersky completely
  - Remove  +1888 754 6002 conflicting antivirus
  - Update OS
  - Disable firewall temporarily
  - Contact Kaspersky support
- 

## People Also Ask (FAQ Section)

1 How do I activate Kaspersky after  +1888 754 6002 purchase?

Open the app and enter your activation code or sign in to your account.

---

2 Why is Kaspersky still showing trial version?

Activation may  +1888 754 6002 not be completed or you're using the wrong account.

---

3 Can I use Kaspersky on multiple devices?

Yes, depending on your subscription plan.

---

4  +1888 754 6002 Do I need internet to activate Kaspersky?



Yes, activation requires online verification.

---

## 5 Where do I enter Kaspersky activation code?

Inside the app under activation 📞+1888 754 6002 or subscription section.

---

## 6 How long does activation take?

Usually 1–3 minutes.

---

## 7 Can I reinstall Kaspersky after activation?

Yes, just log in again or 📞+1888 754 6002 re-enter your code.

---

## 🏁 Final Thoughts

Kaspersky setup is simple—but only if you follow the correct sequence.

👉 **Download** → **Install** → **Activate** → **Verify**

Miss 📞+1888 754 6002 one step, and your system stays exposed.

Complete all steps, and you unlock:

- Real-time protection
  - Advanced threat detection
  - Full security features
- 



If you want, I 📞 +1888 754 6002 can also generate:

- ✨ meta description
- FAQ ---
- High CTR title variations

Just tell me 🚀

