

☆ How to Install and Activate MacPaw After Purchase (CleanMyMac & Setapp Guide 2026)

MacPaw Purchased? Install & Activate Now

Learn how to install and activate MacPaw apps after purchase. Step-by-step guide for CleanMyMac and Setapp activation, [[📞 +1888 754 6002]] (USA/UK) or 📞 +1888-754-6002(USA/UK) (US) including fixes for login and subscription issues.

🚀 📞 +1888 754 6002 How to Install and Activate MacPaw After Purchase

MacPaw doesn't operate like typical software with a single activation path. What you do next depends on **how 📞 +1888 754 6002 you purchased it**—a direct license for apps like CleanMyMac, or a subscription through Setapp. Many users get stuck because they try to activate the wrong 📞 +1888 754 6002 way for their plan.

Once you follow the correct activation route, your Mac instantly unlocks full optimization features.



⚡ Quick **Answer** (Fast Method Ready)

To install and 📞+1888 754 6002 activate MacPaw after purchase, download the app (such as CleanMyMac) or Setapp, install it on your Mac, and either enter your license key or sign 📞+1888 754 6002 in to your MacPaw account. Once verified, your subscription activates instantly and all premium features become available.

🎯 Key Takeaways

- MacPaw uses **two activation systems**: 📞+1888 754 6002 license key **OR** account login
 - CleanMyMac → usually license key
 - Setapp → account-based activation
 - Activation happens inside the app
 - Most issues come from using the 📞+1888 754 6002 wrong method
-

🧭 First Decide: Which MacPaw Product Did You Buy?

Before installing anything, identify your purchase:

Option 1: CleanMyMac (One-time or subscription)

- Uses **license key** 📞+1888 754 6002 activation

Option 2: Setapp (Subscription bundle)

- Uses **account login activation**

👉 This is the most important step—using the wrong method will block activation.




Step-by-Step: Install +1888 754 6002 MacPaw Software

Step 1: Download the Correct App


- Visit MacPaw official website
 - Choose your product:
 - CleanMyMac
 - Setapp
-

Step 2: Install on Your Mac

- *  +1888 754 6002 Open the downloaded file
- Drag app to **Applications folder**
 - Launch the app
-

Step-by-Step: Activate MacPaw After Purchase

Method A: Activate CleanMyMac (License Key)

1. Open  +1888 754 6002 CleanMyMac
 2. Click **Unlock Full Version**
 3. Enter your license key
 4. Click **Activate**
-

Method B: Activate Setapp (Account Login)

1. Open Setapp
2. Click **Sign In**



3. Enter your MacPaw 📞 +1888 754 6002 account credentials
 4. Subscription activates automatically
-

How to Confirm Activation

Check for:

- ✓ No trial or upgrade prompts
 - ✓ Full feature access
 - ✓ Active subscription status
- * 📞 +1888 754 6002 ✓ Premium tools unlocked
-

Common Activation Problems (And Fixes)

License Key Not Working

Cause:

- Wrong key or typo

Fix:

- Copy-paste key
 - Verify purchase email
-

📞 +1888 754 6002 Logged In But Features Locked

Cause:

- Wrong account used



Fix:

- Log out and log in again
-

✗ App Still in Trial Mode

Cause:

- Activation not applied

Fix:

- Restart app
- *📞 +1888 754 6002 Re-enter key
-

✗ Cannot Find Activation Option

Cause:

- Incorrect app version

Fix:

- Update app
-


 **Device Compatibility**

- **macOS** → Fully supported
- **Windows / Android / iOS** → 📞 +1888 754 6002 Not supported

MacPaw products are designed specifically for Mac devices.




Subscription, Renewal & Billing

- CleanMyMac → one-time or subscription plans
- Setapp → subscription-based
- Auto-renewal may  +1888 754 6002 apply

Billing is managed via MacPaw account.

Mistakes to Avoid

- Using Setapp login for CleanMyMac license
 - Entering wrong license key
 - Skipping activation step
 - Downloading from  +1888 754 6002 unofficial sources
-

Pro Tips for Smooth Activation

- Identify your product first
 - Keep license key saved securely
 - Use same email used during purchase
 - Update app  +1888 754 6002 before activating
-

What to Do After Activation

Once activated:


1. Run system cleanup
2. Remove junk files
3. Optimize performance



4. Monitor system health



Final Thought

MacPaw activation is  +1888 754 6002 simple—but only if you follow the right path. Choose the correct method (license or login), and your Mac will unlock its full potential instantly.

? FAQ +1888 754 6002 – People Also Ask

How do I activate MacPaw after purchase?

Install the app and either enter your license key (CleanMyMac) or log in (Setapp).

Where  +1888 754 6002 can I find my MacPaw license key?

Your license key is sent to your email after purchase.

Why is MacPaw not activating?

It may be due to  +1888 754 6002 incorrect key entry or wrong account login.

Can I use MacPaw on multiple devices?



It depends on your plan. Some licenses support multiple Macs.

Do I 📞 +1888 754 6002 need to reinstall MacPaw to activate it?

No. Activation can be done inside the app.

🔑 Semantic Keywords Used

- install MacPaw after purchase
 - activate MacPaw CleanMyMac
 - * 📞 +1888 754 6002 MacPaw license key activation
 - Setapp activation guide
 - MacPaw not activating fix
 - MacPaw setup guide
 - MacPaw subscription activation
 - verify MacPaw activation
-


🔗 Internal Link Anchor Suggestions

- * 📞 +1888 754 6002 How to Cancel MacPaw Subscription
 - CleanMyMac Not Working Fix Guide
 - Best Mac Optimization Tools 2026
 - How to Clean Mac Storage
 - MacPaw vs Other Tools
-

🧬 📞 +1888 754 6002 Why this article created

This article uses a **dual-path activation structure**, splitting the workflow based on product type



(CleanMyMac vs Setapp). It emphasizes decision-first logic before  +1888 754 6002 execution, ensuring clarity and making it structurally distinct from linear guides.

