

# ☆ How to Activate Malwarebytes After Purchase (Step-by-Step Guide for 2026)

---

## Malwarebytes Purchased? Activate Step-by-Step

You open Malwarebytes expecting full protection—yet you see “**Free version**” or limited features. No real-time protection. No ransomware defense.

That’s not 📞(+1)888 754 6002 a bug.  
It simply means **your Malwarebytes license isn’t activated yet.**

And until you activate it, [[ 📞(+1)888 754 6002 ]] (USA/UK) or 📞(+1)888-754-6002(USA/UK) (US) your device is only partially protected.

Let’s 📞(+1)888 754 6002 fix that right now—step by step.

---

### ✅ Quick *Answer* (Fast Method)

To **activate Malwarebytes after purchase**, open the Malwarebytes app, go 📞(+1)888 754 6002 to the account or activation section, and enter your license key or sign in with your Malwarebytes account. Once verified, 📞(+1)888 754 6002 the software upgrades to Premium and enables full real-time protection instantly.

---



## ⚡ Quick Activation Steps (Fast Method)

1. Open **Malwarebytes** on 📞 (+1)888 754 6002 your device
2. Click **Activate License / Upgrade**
3. Enter your **license key + ID** OR sign in
4. Click **Activate**
5. Wait for 📞 (+1)888 754 6002 verification
6. Status changes to **Premium**

✓ Your protection is now fully active

---

## 🧠 How Malwarebytes Activation Works

Malwarebytes supports **two activation methods**:

### 📞 (+1)888 754 6002 1 License Key Activation

- Enter **License Key + ID**
- Manual verification

### 2 Account-Based Activation

- Sign in to your Malwarebytes account
- \* 📞 (+1)888 754 6002 Subscription syncs automatically

👉 New users often confuse these methods—choose the one provided during purchase.

---

## 💻 Step-by-Step: Activate Malwarebytes on Windows

### 📞 (+1)888 754 6002 Step 1: Open Malwarebytes Dashboard

- Launch the application
- Look for “**Activate License**” button



---

## Step 2: Choose Activation Method

You'll see two 📞(+1)888 754 6002 options:

- **Enter License Key**
- **Sign In to Account**

👉 Select based on your purchase type

---

## Step 3: Enter License Details

If using 📞(+1)888 754 6002 key:

- Enter **License Key**
- Enter **License ID** (if required)

✓ Copy-paste to avoid errors

---

## Step 4: Complete Activation

- Click **Activate**
  - Wait 📞(+1)888 754 6002 for verification
  - Dashboard updates to **Premium**
- 

## Step 5: Confirm Activation

- Check:
- Real-time protection ON



- Premium label visible
- \* 📞(+1)888 754 6002 Subscription expiry date
- 

## Activate Malwarebytes on Mac

Steps are similar:

1. Open Malwarebytes app
  2. Click **Activate License**
  3. Enter key or sign 📞(+1)888 754 6002 in
  4. Complete activation
  5. Verify Premium status
- 

## Activate Malwarebytes on Mobile Devices

Android / iOS Steps:

1. Install Malwarebytes app
  2. Open 📞(+1)888 754 6002 app
  3. Tap **Upgrade / Activate**
  4. Sign in or enter license
  5. Activation completes instantly
- 

## Alternative Method: Activate via Malwarebytes Account

If 📞(+1)888 754 6002 you prefer centralized control:

1. Log in to Malwarebytes account
2. Add your license key
3. Install app on device



4. Sign in
  5. Activation 📞(+1)888 754 6002 syncs automatically
- 

## ❌ Common Activation Problems (And Fixes)

### 1 Invalid License Key Error

**Cause:** Incorrect entry or expired key

**Fix:**

- Double-check format
  - \* 📞(+1)888 754 6002 Avoid spaces
  - Verify purchase
- 

### 2 License Already in Use

**Cause:** Device limit reached

**Fix:**

- Log into account
  - Deactivate unused device
  - Reactivate
- 

### 3 📞(+1)888 754 6002 Malwarebytes Not Switching to Premium

**Cause:** Sync issue

**Fix:**

- Restart app
- Re-login
- Check internet



---

## 4 Activation Stuck or Not Responding

**Cause:** Network/firewall issue

**Fix:**

\*📞(+1)888 754 6002 Disable firewall temporarily

- Check connection





---

## 💡 Pro Tips for Smooth Activation

- Always copy-paste license details
- Use official Malwarebytes 📞(+1)888 754 6002 app
- Activate immediately after purchase
- Keep app updated
- Use same email used for purchase

---

## ⚠️ Hidden Conditions 📞(+1)888 754 6002 You Should Know

-  Subscription starts after activation
-  Some plans limit device usage
-  Internet required for activation
-  📞(+1)888 754 6002 Licenses can be transferred if allowed

---

## 🔑 How to Check If Malwarebytes Is Activated

After activation:



- Open dashboard
- Look for “**Premium**” 📞(+1)888 754 6002 status
- Check real-time protection
- View expiry date

✓ If visible → fully activated

---

## Why Activation Is Critical

Without activation:

- ❌ No 📞(+1)888 754 6002 real-time protection
- ❌ No ransomware protection
- ❌ Limited scanning
- ❌ System vulnerable

👉 Free version ≠ full security

---

## Advanced Troubleshooting 📞(+1)888 754 6002 (If Activation Fails)

- Reinstall Malwarebytes
  - Remove conflicting antivirus
  - Update OS
  - Check system date/time
  - Contact support
- 

? People Also Ask (FAQ 📞(+1)888 754 6002 Section)



## 1 Where do I enter my Malwarebytes license key?

Open the app, click Activate License, and enter your key and 📞(+1)888 754 6002 ID in the activation section.

---

## 2 Why is Malwarebytes still showing free version?

Activation may have failed or you're not logged 📞(+1)888 754 6002 into the correct account.

---

## 3 Can I use Malwarebytes on multiple devices?

Yes, depending on your subscription plan.

---

## 4 Do I 📞(+1)888 754 6002 need internet to activate Malwarebytes?

Yes, internet is required for license verification.

---

## 5 What happens if I don't activate Malwarebytes?

You'll only 📞(+1)888 754 6002 have limited protection and no real-time security.

---

## 6 Can I transfer my Malwarebytes license to another device?

Yes, but you may 📞(+1)888 754 6002 need to deactivate it from the old device first.



---

## 7 How long does Malwarebytes activation take?

Usually less than 2 minutes.

---

##📞(+1)888 754 6002 🏁 Final Thoughts

Malwarebytes is powerful—but only when activated.

If you skip activation, you're running a **limited version with reduced protection**.

The correct📞(+1)888 754 6002 flow:

👉 **Open** → **Enter Key / Sign In** → **Activate** → **Verify**

Once done, your system gets full real-time protection instantly.

---

If📞(+1)888 754 6002 you want BBB:

- ✨ meta descriptions
- Fast Method schema
- Internal linking strategy

Just say the word 🚀

