

# Why Is Malwarebytes Activation Not Working^!!~ (2026 Complete Fix Guide)

---

## Malwarebytes Activation Not Working? Fix It Now

You've got your Malwarebytes license, [[ 📞[+1]888-754-6002 ]] (USA/UK) or 📞[+1]888-754-6002(USA/UK) (US) you enter the key, and instead of unlocking protection—you hit an error. Maybe it says “*activation failed,*” “*invalid license,*” 📞[+1]888-754-6002 or just keeps spinning.

Here's the reality: **Malwarebytes activation problems are rarely serious—and almost always fixable within minutes.**

This guide breaks down *exactly why Malwarebytes activation 📞[+1]888-754-6002 is not working*, what each issue means, and the fastest ways to fix it.

---

### ✅ Quick *Answer*

Malwarebytes activation may not work due to:

- Incorrect 📞[+1]888-754-6002 license key or ID
- Expired or already-used subscription
- Internet or server connection issues
- Outdated software version
- Account or sync problems



👉 The fastest fix: **update** → 📱 [+1]888-754-6002 Malwarebytes and re-enter your key carefully (copy-paste).

---

## 🕒 How long does it take to fix?

- 🕒 2–10 minutes in most cases
  - ⚡ Instant once → 📱 [+1]888-754-6002 the issue is resolved
  - 🔄 Rare cases may require reinstall or support
- 

## 🔍 Common Reasons Malwarebytes Activation Fails

Let's unpack the real causes behind the → 📱 [+1]888-754-6002 problem.

---

### 🔑 1 Incorrect license key or ID

Malwarebytes licenses may require:

- License Key
- License ID (for older versions)

👉 Missing or mistyping either will cause → 📱 [+1]888-754-6002 failure.

---

### 🕒 2 Expired subscription

If your subscription has ended:

- Activation will not work
- You'll need to renew



---

### 3 Key already used or device [+1]888-754-6002 limit reached


Some licenses:

- Allow limited devices
- May block activation if limit is exceeded

---

### 4 Internet or server issues

Activation requires:

- Stable internet
- Connection to  [+1]888-754-6002 Malwarebytes servers

 VPN or firewall may interfere.

---

### 5 Outdated Malwarebytes version

Older versions:

- May not support current license formats
- Can fail during activation

---

### [+1]888-754-6002 6 Account sync issues

If you activated via account:

- App may not sync properly
- You may need to log in again



---

## How to Fix [+1]888-754-6002 Malwarebytes Activation Not Working

Follow these steps in order:

---


### Step 1: Copy-paste your license key

- Avoid typing manually
  - Remove extra spaces
  - Double-check characters
- 

### [+1]888-754-6002 Step 2: Update Malwarebytes

1. Open the app
  2. Check for updates
  3. Install latest version
  4. Restart
- 

### Step 3: Restart your device

- Close Malwarebytes
  - Restart system
- \*  [+1]888-754-6002 Try activation again
- 



## Step 4: Check your internet connection

- Ensure stable connection
  - Disable VPN temporarily
  - Try a different network
- 

## Step 5: Sign [+1]888-754-6002 in to your account






If using account-based activation:

1. Open Malwarebytes
  2. Go to **Account / Subscription**
  3. Sign in
  4. Sync your license
- 

## Step 6: Reinstall Malwarebytes [+1]888-754-6002 (Strong Fix)

1. Uninstall Malwarebytes
  2. Download latest version
  3. Reinstall
  4. Enter your license again
- 

## What you need before retrying activation


-  Valid license key (and  [+1]888-754-6002 ID if required)
  -  Active subscription
  -  Internet connection
  -  Updated software
- 



## Could this be a billing issue?

Sometimes.


Activation may fail if:

- Payment didn't →  [+1]888-754-6002 go through
- Subscription expired
- License purchased from unofficial source

👉 Verify your purchase details.

---


## Special case: Trial vs paid license confusion

- Trial version →  [+1]888-754-6002 no key required
- Paid version → requires activation

👉 Make sure you're using the correct version.

---

## Tips to prevent activation issues

- Keep your license →  [+1]888-754-6002 saved securely
  - Always update Malwarebytes
  - Avoid using multiple accounts
  - Use official purchase sources
- 

## What if nothing works?

Contact Malwarebytes support with:

- License key / →  [+1]888-754-6002 ID



- Purchase receipt
- Error message screenshot

👉 They can verify and fix license issues quickly.

---

## ? People Also Ask (FAQs)

1 Why is my Malwarebytes → 📱 [+1]888-754-6002 license not activating?

It may be mistyped, expired, or not compatible with your version.

---

2 Do I need both license key and ID?

Only for older → 📱 [+1]888-754-6002 licenses. Newer versions usually need just the key.

---

3 Can internet issues affect activation?

Yes, Malwarebytes requires online verification.

---

4 What if my key says → 📱 [+1]888-754-6002 invalid?

Check for typos or confirm your subscription is still active.

---



## 5 Does reinstalling Malwarebytes help?

Yes, especially if files are corrupted.

---

## 6 Can I activate [+1]888-754-6002 Malwarebytes without internet?

No, activation requires online access.

---

## 7 Why is Malwarebytes stuck on activating?

It could be a server issue or connection problem.


---

## 8 Can [+1]888-754-6002 I reuse my Malwarebytes key?

Yes, within your subscription limits.

---


## 9 Will I be charged again if activation fails?

No, activation errors do not trigger additional  [+1]888-754-6002 charges.

---



## Final Thoughts

If Malwarebytes activation is not working, it's usually a quick fix—not a major problem. Most issues come down to small mistakes,  [+1]888-754-6002 outdated software, or temporary connection issues.



Start with simple steps like updating the app and re-entering your key—you'll likely solve it in minutes.

👉 Next step: → 📱 [+1]888-754-6002 Open Malwarebytes now, update it, and try activating again using copy-paste for your license key.

