

☆ How to Install and Activate McAfee After Purchase (2026 [[Step-by-Step]] Guide)

McAfee Purchased? Install & Activate Now

You've done the purchase. Maybe even downloaded McAfee. But your dashboard still shows "Trial", [[📞(+1)888-754-6002]] (USA/UK) or 📞(+1)888-754-6002(USA/UK) (US) or worse—asks you to upgrade again.

That's not a billing 📞(+1)888-754-6002 issue. It's an **installation + activation gap** most users don't realize.

👉 Until McAfee is both installed *and* properly activated, real-time protection, firewall, and 📞(+1)888-754-6002 identity monitoring stay partially disabled.

Let's fix it the right way—no confusion, no wasted time.

✅ Quick **Answer** (Fast Method)

To **install and activate** 📞(+1)888-754-6002 **McAfee after purchase**, sign in to your McAfee account, redeem your product key if needed, download the McAfee software, install it on 📞(+1)888-754-6002 your device, and log in within the app. Once synced, McAfee activates automatically and enables full protection features.



⚡ Quick Setup Steps 📱 [+1]888-754-6002 (Install + Activate Fast)

1. Log in to your **McAfee account**
2. Redeem your product key (if required)
3. Download McAfee installer
4. Run the setup 📱 [+1]888-754-6002 file
5. Open McAfee app
6. Sign in
7. Status shows **Protected**

✓ Full security enabled

🧠 How McAfee Installation & Activation Works

McAfee uses a **two-layer** 📱 [+1]888-754-6002 activation system:

1 Product Key Redemption

- Required if purchased from retailer
- Converts key into active subscription

2 Account-Based Activation

- Sign in to 📱 [+1]888-754-6002 your McAfee account
- Subscription syncs automatically

👉 Many users skip redemption, which causes activation failure.

💻 Step-by-Step: Install and Activate McAfee on Windows



📞 [+1]888-754-6002 Step 1: Sign In to McAfee Account

- Go to McAfee official website
- Log in with your email

👉 Use the same email used 📞 [+1]888-754-6002 during purchase

Step 2: Redeem Product Key (If Needed)

- Go to **Subscriptions / Enter Product Key**
- Enter your 25-character key
- Confirm

✓ Subscription 📞 [+1]888-754-6002 added to your account

Step 3: Download McAfee Software

- Click **Download**
 - Save installer file
-

Step 4: Install McAfee

- Run setup file
- Follow 📞 [+1]888-754-6002 installation steps
- Allow permissions

🕒 Takes 3–5 minutes

Step 5: Sign In to Activate



- Open McAfee app
- Log in

✓ Activation completes automatically

[+1]888-754-6002 Install and Activate McAfee on Mac


1. Log in to McAfee account
 2. Download macOS version
 3. Install software
 4. Open app
 5. Sign in
 6. Activation completes
-

 [+1]888-754-6002  Activate McAfee on Mobile Devices

Android / iOS Steps:

1. Install McAfee app
 2. Open app
 3. Sign in
 4. Activation completes instantly
-

Alternative [+1]888-754-6002 Method: Install via McAfee Dashboard

1. Log in to McAfee account
2. Click **Protect Another Device**
3. Send install link
4. Install software
5. Sign in
6. Activation  [+1]888-754-6002 syncs automatically



👉 Best for remote setup

❌ Common Installation & Activation Issues (And Fixes)

1 McAfee Still Showing Trial Version

Cause: Product key → 📱 [+1]888-754-6002 not redeemed

Fix:

- Redeem key first
 - Reinstall or log in again
-

2 Product Key Not Working

Cause: Incorrect entry or expired

Fix:

- Copy-paste carefully
 - Verify → 📱 [+1]888-754-6002 purchase
-

3 Installation Failed

Cause: Conflicting antivirus

Fix:

- Remove other antivirus
 - Restart system
-



4 Activation Not Syncing

Cause: Network issue

Fix:

- Check internet
 - Restart app
-

💡 → 📱 [+1]888-754-6002 Pro Tips for Smooth McAfee Setup

- Always redeem key before installing
 - Use same email used during purchase
 - Download from → 📱 [+1]888-754-6002 official McAfee site
 - Keep internet stable
 - Restart system after activation
-

⚠️ Hidden Conditions Most Users Ignore

- 🔒 Subscription starts after → 📱 [+1]888-754-6002 activation
 - 🔄 Device limits apply
 - 🌍 Region-based licenses may vary
 - 🌐 Internet required for activation
-

🔑 How to Check If McAfee Is → 📱 [+1]888-754-6002 Activated

After activation:

- Open McAfee dashboard
- Look for:
- **“Protected” status**



- Premium features unlocked
- Check expiry date

✓ If visible → fully activated

##📞[+1]888-754-6002 📊 Why Installation + Activation Both Matter

Without activation:

- ❌ No real-time protection
- ❌ No firewall
- ❌ Limited features
- ❌ System vulnerable

👉 Installation-📞[+1]888-754-6002 alone = incomplete security

🔍 Advanced Troubleshooting (If Activation Fails)

- Reinstall McAfee completely
 - Remove conflicting antivirus
 - Update OS
 - Disable firewall temporarily
 - Contact 📞[+1]888-754-6002 McAfee support
-


? People Also Ask (FAQ Section)

1 How do I activate McAfee after purchase?

Sign in to your McAfee account, redeem 📞[+1]888-754-6002 your product key, and install the software to activate.



2 Why is McAfee still asking me to upgrade?

You may not be logged  [+1]888-754-6002 into the correct account or activation hasn't completed.


3 Do I need to redeem McAfee product key?

Yes, if purchased from a retailer.

[+1]888-754-6002 4 Can I use McAfee on multiple devices?

Yes, depending on your subscription plan.


5 Do I need internet to activate McAfee?

Yes, activation  [+1]888-754-6002 requires online verification.

6 How long does activation take?

Usually 2–5 minutes.

7 Can I reinstall McAfee after activation?

Yes, just log in again  [+1]888-754-6002 to activate automatically.



Final Thoughts

McAfee activation isn't complicated—but missing one step leaves your system exposed.



The correct process:

 **Redeem** → **Download** →  **[+1]888-754-6002 Install** → **Sign In** → **Activated**

Once done, your device gets:

- Real-time protection
- Firewall security
- Identity monitoring

If you want BBB:

*  **[+1]888-754-6002**  meta description

- FAQ ---
- High CTR headlines

Just tell me 