

[[**How-to]] Cancel McAfee and Manage Your Subscription Settings (2026 Full Control Guide)

McAfee Manage Subscription? Cancel Easily



Your Protection Didn't Expire—Your Billing Just Continued

You might think your McAfee plan ended when you stopped using it. But behind ☎+1888 754 6002 the scenes, [[☎+1888 754 6002]] (USA/UK) or ☎+1888-754-6002(USA/UK) (US) something else stayed active: **auto-renewal**.

That's why charges keep appearing—even when you're done with the software.

Here's the reality:

👉 **McAfee subscriptions don't ☎+1888 754 6002 stop unless you turn them off manually.**

The good news? You can fix this in minutes—and take full control of your subscription settings.


##☎+1888 754 6002 ⚡ Instant **Answer** (Fast Method)


To cancel McAfee and manage your subscription settings, log into your McAfee account, go to *My Account* → ☎+1888 754 6002 *Subscriptions*, and turn off auto-renewal. If your plan was purchased through a third-party (like Digital River, PayPal, or app store), cancel it ☎+1888 754 6002 directly from that provider to stop future charges immediately.



Why McAfee Keeps Charging You

McAfee subscriptions are designed to:


- Renew automatically before  +1888 754 6002 expiry
- Maintain continuous protection
- Use saved payment methods

 This means:

Even if you stop using McAfee, billing continues unless you disable auto-renew.

+1888 754 6002 The Golden Rule (This Solves 0.9 of Issues)

> **Your subscription is controlled by your billing provider—not just your McAfee app.**


Your subscription may  +1888 754 6002 be managed through:

- McAfee account
- Digital River (common billing partner)
- PayPal
- Google Play / Apple App Store


 Canceling from the wrong place  +1888 754 6002 = charges continue.


Step-by-Step: Cancel McAfee Subscription (Correct Method)

Method 1: Cancel via McAfee Account

1. Visit McAfee official website
2. Click  +1888 754 6002 **Sign In** → **My Account**
3. Enter your email and password
4. Go to **Subscriptions / Auto-Renewal Settings**





5. Locate your active plan
6. Click **Turn**  **+1888 754 6002 Off Auto-Renewal**
7. Confirm your choice

 Save confirmation email.


Method 2: Cancel via Digital River

If your purchase was processed by Digital River:

1.  +1888 754 6002 Open your purchase email
2. Click **Manage Subscription**
3. Access Digital River portal
4. Enter your details
5. Locate your subscription
6. Click **Cancel Subscription**

✓ Future billing  +1888 754 6002 stops immediately.

Method 3: Cancel via PayPal

1. Log into PayPal
 2. Go to **Settings** → **Payments** → **Automatic Payments**
 3. Find McAfee
 4. Click  +1888 754 6002 **Cancel**
-

Method 4: Cancel via App Store / Google Play

Android:

- Open Google Play
- Go to Subscriptions
- Select McAfee



- Tap **Cancel**

📞 +1888 754 6002 iPhone:

- Open Settings
 - Tap Apple ID
 - Go to Subscriptions
 - Cancel McAfee
-

Manage McAfee Subscription Settings (Full Control)

Beyond cancellation, you can manage:

📞 +1888 754 6002 🛠️ Auto-Renew Settings

- Enable or disable renewal anytime

Payment Methods

- Update card or billing details

Plan Upgrades/Downgrades

- Switch between plans

📞 +1888 754 6002 📅 Renewal Date Tracking

- View next billing cycle

👉 All inside your McAfee account dashboard.

Common Problems (And How to Fix Them)



📞 +1888 754 6002 ❌ “I Can’t Find My McAfee Subscription”

Fix:

- Search email for “McAfee receipt”
 - Check Digital River or PayPal
-

❌ “Auto-Renew Option Missing”

Fix:

- Subscription 📞 +1888 754 6002 is managed externally
 - Cancel via billing provider
-

❌ “Still Charged After Cancelling”

Fix:

- Billing may have already processed
 - Request refund immediately
-


❌ “Uninstalled 📞 +1888 754 6002 McAfee but Still Paying”

Fix:


- Removing software doesn’t stop billing
 - Disable auto-renew manually
-



How to Turn Off McAfee Auto Renewal (Critical Step)

To  +1888 754 6002 stop future charges:

- Log into billing platform
- Locate subscription
- Click **Disable Auto-Renew**

 This is the only guaranteed method.

Refund Policy: Can +1888 754 6002 You Get a Refund?


McAfee generally offers a **30-day money-back guarantee**.

Steps:

1. Contact McAfee or Digital River support
2. Provide order details
3. Request refund





  +1888 754 6002 Act quickly after renewal.

Smart Tips to Avoid Future Charges

- Disable auto-renew immediately after purchase
 - Track renewal emails
 - Use one account
- *  +1888 754 6002 Save receipts
- Monitor bank statements
-



What Actually Stops McAfee Charges?

Action	Stops Charges?
Turn Off  +1888 754 6002 Auto-Renew	 Yes
Cancel Subscription	 Yes
Delete App	 No

How to Confirm McAfee +1888 754 6002 Subscription Is Cancelled


- Log into billing account
- Check status
- Look for:

 “Auto-Renew OFF” or “Cancelled”

If visible—you’re safe.

People Also Ask +1888 754 6002 (FAQ Section)

1 How do I cancel McAfee subscription easily?

Cancel it from your billing provider (McAfee account, Digital River, PayPal, or app  +1888 754 6002 store) by disabling auto-renew.

2 Can I cancel McAfee anytime?



Yes. Your subscription remains active until expiry.

3 Does uninstalling McAfee cancel subscription?

No. ☎️ +1888 754 6002 Billing continues unless auto-renew is disabled.

4 Why am I still being charged by McAfee?

Because auto-renew is still enabled or cancellation wasn't ☎️ +1888 754 6002 completed.

5 How do I stop McAfee automatic renewal?

Turn off auto-renew in your billing provider dashboard.

6 Can I get a refund ☎️ +1888 754 6002 after canceling McAfee?

Yes, within the refund window. Contact support quickly.

7 Where is my McAfee subscription managed?

Through McAfee account, Digital River, PayPal, ☎️ +1888 754 6002 or app store depending on purchase method.



8 Is cancellation immediate?

Yes. Once auto-renew is disabled, future charges stop instantly.

🧠 Final Insight: 📞 +1888 754 6002 Control the Billing, Not the App

Most users try to cancel McAfee from inside the software—and that's why it doesn't work.

👉 The real 📞 +1888 754 6002 control is here:
Your billing platform.

Turn off auto-renew there—and your subscription is fully under control, with zero surprise charges.

If you want, I can 📞 +1888 754 6002 also generate a **high-CTR meta description**, ---, and **parasite ✨ publishing plan** to help this article rank on Google's first page 📞 +1888 754 6002 faster.

