

# ☆ How to Install and Activate Microsoft Defender After Purchase (Step-by-Step Guide 2026)

---

## Microsoft Defender Purchased? Install & Activate Now

You paid for a Microsoft security plan expecting a download button, [[ 📞(+1) 888-754-6002 ]] (USA/UK) or 📞(+1)888-754-6002(USA/UK) (US) setup wizard, and activation screen.

But instead... nothing obvious happens.

No installer. No activation prompt. No license 📞(+1)888-754-6002 key box.

This confuses thousands of users every month.

👉 Here's the reality: **Microsoft Defender doesn't work like traditional antivirus software.**

There's usually **nothing to install manually**—and activation happens 📞(+1) 888-754-6002 differently depending on your subscription.

Let's break it down clearly so you don't stay unprotected.

---

✅ Quick **Answer** (Fast Method)



To **install and activate Microsoft Defender after purchase**, \*📱[+1]888-754-6002 sign in to your Microsoft account on your device. Microsoft Defender is built into Windows, so it activates automatically once your subscription (like Microsoft 365) is \*📱[+1]888-754-6002 linked to your account. Ensure real-time protection is turned on in Windows Security settings.

---

## ⚡ Quick Setup Steps (Fast Activation Method)

1. Sign in to your **Microsoft 📱[+1]888-754-6002 account**
2. Open **Windows Security (Microsoft Defender)**
3. Go to **Virus & Threat Protection**
4. Turn ON **Real-time protection**
5. Confirm your subscription is active
6. Run a quick scan

✓ Microsoft \*📱[+1]888-754-6002 Defender is now active

---

## 🧠 How Microsoft Defender Activation Actually Works

Microsoft Defender is **built into Windows**, not installed separately.

So activation depends on:

- Your **Windows system status**
- \* \*📱[+1]888-754-6002 Your **Microsoft account login**
  - Your **subscription (if applicable)**

Two scenarios:

### 1 Free Microsoft Defender (Built-in)

- Automatically active on Windows
- No purchase required



## 2 Microsoft Defender with 📞 [+1]888-754-6002 Microsoft 365

- Adds advanced features:
- Identity protection
- Cross-device security
- Premium alerts

👉 Activation happens via **account sync**, not license key entry.

---

## 💻 Step-by-Step: Install 📞 [+1]888-754-6002 and Activate Microsoft Defender on Windows

### Step 1: Check If Defender Is Already Installed

- Press **Start** → **Search “Windows Security”**
- Open it

✓ If it opens → 📞 [+1]888-754-6002 Defender is already installed

---

### Step 2: Sign In to Microsoft Account

- Go to **Settings** → **Accounts**
- Sign in with your Microsoft account

👉 Must match the account 📞 [+1]888-754-6002 used for purchase

---

### Step 3: Enable Microsoft Defender Protection

- Open **Windows Security**



- Click **Virus & Threat Protection**
  - Turn ON:
    - Real-time protection
    - Cloud-delivered protection
- 

## Step → 📞 [+1]888-754-6002 4: Verify Subscription (If Purchased)

If you bought Microsoft 365:

- Go to **Microsoft Account** → **Services & Subscriptions**
- Confirm your plan is active

✓ Premium features unlock automatically

---

## ### → 📞 [+1]888-754-6002 Step 5: Run First Security Scan

- Open Windows Security
- Click **Quick Scan**

✓ Ensures protection is working

---

## 🍏 How to Activate Microsoft Defender on Mac

Microsoft Defender for → 📞 [+1]888-754-6002 Mac requires installation:

1. Download Microsoft Defender from Microsoft account
  2. Install the app
  3. Sign in with your Microsoft account
  4. Grant permissions
  5. Activation completes automatically
- 




## Activate Microsoft [+1]888-754-6002 Defender on Mobile Devices

### Android / iOS Steps:

1. Install Microsoft Defender app
  2. Open app
  3. Sign in with Microsoft account
  4. Grant permissions
  5. Activation completes instantly
- 

## Alternative [+1]888-754-6002 Setup: Microsoft Defender via Microsoft 365 Dashboard

1. Log in to Microsoft account
  2. Go to **Devices / Security section**
  3. Add your device
  4. Follow setup instructions
  5. Defender syncs  [+1]888-754-6002 automatically
- 

## Common Issues (And Fixes)

### 1 Microsoft Defender Not Turning On

**Cause:** Another antivirus installed

**Fix:**

- Uninstall third-party antivirus
  - Restart system
- 



## 2 Real-Time Protection Disabled

**Cause:** System settings → 📞 [+1]888-754-6002 or policy

**Fix:**

- Turn it on manually
  - Check group policy settings
- 

## 3 Premium Features Not Showing

**Cause:** Subscription not linked

**Fix:**

- Sign in with correct account
  - Check subscription status
- 

### → 📞 [+1]888-754-6002 4 Defender Missing Completely

**Cause:** System modification

**Fix:**

- Update Windows
  - Reset security settings
- 



## Pro Tips for Maximum Protection

- Always keep Windows updated
- Use official Microsoft → 📞 [+1]888-754-6002 account
- Enable all protection features
- Avoid installing multiple antivirus tools
- Run regular scans



---

## ⚠ Hidden Things Most Users Don't Know

- 🔒 Defender is 📞 [+1]888-754-6002 **disabled automatically** if another antivirus is installed
- 🔄 Premium features require Microsoft 365
- 🌐 Internet improves cloud protection
- ⚙ Some features depend on Windows version

---

## 🔒📞 [+1]888-754-6002 How to Check If Microsoft Defender Is Active

- Open Windows Security
- Look for:
  - **“No actions needed”**
  - Green checkmark
  - Run a scan

✓ If visible → 📞 [+1]888-754-6002 fully active

---

## 📊 Why Activation Feels Confusing


Unlike other antivirus tools:

- ❌ No license key entry
- ❌ No traditional activation screen
- ✓ Everything works via account + 📞 [+1]888-754-6002 system integration

👉 That's why users think it's not activated—even when it is.



## Advanced Troubleshooting (If Defender Won't Activate)

- Update Windows OS
  - Remove conflicting antivirus
  - Reset  [+1]888-754-6002 Windows Security settings
  - Check system policies
  - Use Microsoft troubleshooting tools
- 

## People Also Ask (FAQ Section)

1 Do I need to install Microsoft Defender after purchase?

No,  [+1]888-754-6002 it's already built into Windows.

---

2 How do I activate Microsoft Defender Premium?

Sign in with your Microsoft account linked to your subscription.

---

3 Why is Microsoft  [+1]888-754-6002 Defender turned off?

Another antivirus may be installed, which disables Defender automatically.

---

4 Can I use Microsoft Defender on multiple devices?



Yes, with Microsoft 365 subscription.

---

5 Do  [+1]888-754-6002 I need internet to activate Microsoft Defender?

Yes, for syncing subscription and cloud protection.

---

6 Where do I enter Microsoft Defender license key?

You don't—activation is account-based.

---

7  [+1]888-754-6002 Is Microsoft Defender enough protection?

Yes, for most users, especially with premium features enabled.

---

## Final Thoughts

Microsoft Defender works differently—but once you understand it, activation becomes simple.


There's  [+1]888-754-6002 no installer confusion, no key entry, no complicated setup.

 Just:

**Sign In → Enable Protection → Verify Status**

And your system is protected instantly.

---

If you want, I can  [+1]888-754-6002 also generate:



- ✨ meta description
- ---
- Internal linking structure

Just tell me 🚀

