

# [[\*\*How-to]] Cancel Microsoft Defender and Manage Your Subscription Settings (2026 Complete Guide)

---

## Microsoft Defender Manage Subscription? Cancel Easily

You open your PC, [[ → 📞 [+1]888-754-6002 ]] (USA/UK) or → 📞 [+1]888-754-6002(USA/UK) (US) see protection running, and assume everything is under control. But then you notice a charge linked to your Microsoft account—and suddenly you're wondering: *Can I even cancel Microsoft → 📞 [+1]888-754-6002 Defender?*

Here's the truth: **Microsoft Defender itself is free**, but some related security plans (like Microsoft 365 or Defender for Individuals) may be billing you. The key is knowing what exactly you're canceling—and → 📞 [+1]888-754-6002 where.

---

### ✅ Fast Method (Direct **Answer**)

You cannot cancel Microsoft Defender itself because it is built into Windows and free. However, to stop charges, you must cancel the associated subscription (such as Microsoft → 📞 [+1]888-754-6002 365 or Defender plan) by signing into your Microsoft account, going to **Services & Subscriptions**, and turning off recurring billing.

---



## ⚡ Quick Action Summary

If you want to stop charges immediately:

- Go to 📞 [+1]888-754-6002 your Microsoft account
- Open **Services & Subscriptions**
- Find your active plan
- Click **Manage** → **Turn Off Recurring Billing**
- Confirm cancellation

👉 This stops all future payments.

---

## 🧭 Important: What You're Actually Canceling

Let's clear 📞 [+1]888-754-6002 up the confusion:

Service	Can You Cancel?	Notes
Microsoft Defender (Windows built-in)	❌ No	Free & cannot be removed
Microsoft 📞 [+1] 888-754-6002 365 Subscription	✅ Yes	Includes Defender features
Defender for Individuals/Family	✅ Yes	Paid plan
Third-party antivirus	✅ Yes	Separate subscription

💡 Most billing issues 📞 [+1]888-754-6002 come from Microsoft 365—not Defender itself.


---



# Step-by-Step: Cancel Microsoft Defender Subscription


## Step 1: Sign In to Your Microsoft Account

1. Visit Microsoft account website
  2. Click **Sign In**
  3. Enter your email and password
- 

### →  [+1]888-754-6002 Step 2: Open Services & Subscriptions

- Navigate to **Services & Subscriptions**
  - Locate your active subscription (e.g., Microsoft 365)
- 

## Step 3: Manage Your Subscription


1. Click **Manage**
2. Select **Turn Off Recurring Billing**
3. Confirm your  [+1]888-754-6002 choice

 This prevents future charges.

---

## Step 4: Verify Cancellation

- Check subscription status
- Look for confirmation email


 Always keep proof of cancellation.

---



## Alternative Scenarios (Important)

### Scenario 1: Subscription Purchased via Microsoft Store

- \*  [+1]888-754-6002 Log in to your account
- Manage subscription directly
  - Turn off recurring billing
- 

### Scenario 2: Subscription via Third-Party Retail

- Enter product key in Microsoft account
  - Then cancel from dashboard
- 

### Scenario 3: Family or [+1]888-754-6002 Shared Plan

- Organizer must cancel subscription
  - Members cannot cancel individually
- 

## Common Problems + Fixes

### “I can’t find Defender subscription”

#### **Reason:**

- You’re using free version

#### **Fix:**

- Check Microsoft 365 subscription instead



---

✘ “Still  [+1]888-754-6002 being charged after canceling”

**Reason:**

- Renewal already processed

**Fix:**

- Request refund via Microsoft support
- 

✘ “Recurring billing option missing”

**Reason:**

- Already disabled

**Fix:**


- Check subscription status
- 

✘ “Defender still active after canceling”

**Reason:**

- Built-in Windows protection

**Fix:**

- This  [+1]888-754-6002 is normal—no billing involved
- 




## Refund Policy (What to Expect)

Microsoft typically offers:



- Refund eligibility within limited period
- Depends on:
  - Subscription type
  - Region
  - Billing cycle

 Important:

- Refunds must be requested  [+1]888-754-6002 quickly after renewal
- 






## Pro Tips for Better Subscription Management

- Always check **Services & Subscriptions** monthly
- Turn off auto-renewal immediately after purchase
- Keep track of Microsoft emails
- Use one Microsoft account consistently

  [+1]888-754-6002 **Expert Tip:** Many users confuse Defender with Microsoft 365 billing—always check both.

---

## Mistakes to Avoid


-  Trying to uninstall Defender to stop billing
  -  Ignoring Microsoft billing emails
  -  Using multiple  [+1]888-754-6002 Microsoft accounts
  -  Waiting until renewal date
- 



## What Happens After Cancellation?

After canceling your subscription:

- Premium features expire at end of billing cycle
- Free Defender remains active
- No future charges occur

👉 Your  [+1]888-754-6002 device stays protected with basic security.

---

## People Also Ask (FAQs)

### 1 Can I completely remove Microsoft Defender?

No. It is built into Windows and cannot be fully removed.

---

### 2 How do I [+1]888-754-6002 stop Microsoft Defender charges?

Cancel the associated subscription (like Microsoft 365) from your account.

---

### 3 Is Microsoft Defender free?

Yes, the basic version is free with Windows.

---

### 4 Why am I being charged for [+1]888-754-6002 Defender?

You likely have a Microsoft 365 or Defender subscription.



---

## 5 Can I use another antivirus after canceling?

Yes, installing another antivirus disables Defender automatically.

---

## 6 How do I check my Microsoft subscriptions?

Go to  [+1]888-754-6002 **Services & Subscriptions** in your account dashboard.


---


## 7 Will I lose protection after canceling?

No. Basic Defender protection remains active.


---





## Final Takeaway (Clear & Strategic)

You don't cancel Microsoft Defender—you cancel the **subscription**  [+1]888-754-6002 **tied to it**. That's the key difference most users miss.

 Follow the steps above, disable recurring billing, and you'll stop unwanted charges while keeping your system protected.

---

If you want, I can also  [+1]888-754-6002 generate:

-  High CTR headlines
-   meta descriptions
-  Internal linking strategy



to help this content dominate Google rankings.

