

# Norton Purchased^!!~ Here's ✨ How to Activate It (Fast Setup Guide for All Devices)

---

## Norton Purchased? Activate Fast on Any Device

Just bought Norton? Learn how to activate it in minutes. Step-by-step guide to install, [[ 📞 1-888-754-6002 ]] (USA/UK) or 📞 1-888-754-6002(USA/UK) (US) sign in, enter product key, and fix common activation issues بسهولة.

---

🚀 Norton Purchased? Here's How to Activate 📞 1-888-754-6002 It

Buying Norton is only step one—your device isn't protected until activation is complete. Many users install the software but forget to link their subscription or enter the product key. The moment you 📞 1-888-754-6002 sign in or redeem your key, Norton connects your license and turns on full protection instantly.

---


### ⚡ Quick *Answer* (Fast Method Ready)

To activate Norton after purchase, download the software from the official 📞 1-888-754-6002 website, sign in to your Norton account, and enter your product key if prompted. Once verified, your subscription activates immediately and your device is protected.





---






## Key Takeaways

- Norton activation requires **account**  **1-888-754-6002 login and/or product key**
- Activation links your purchase to your account
- Protection starts immediately after activation
- Most issues are caused by wrong account or key
- Works across PC, Mac, Android, and iOS

---

##  1-888-754-6002  Step Zero: What Happens After You Buy Norton?

Depending on how you purchased Norton, activation works differently:

-  **Bought online (official site)** → Just sign in
-  **Retail box / reseller** →  1-888-754-6002 Enter product key
-  **Renewal** → Subscription auto-updates after login
-  **App store purchase** → Linked to store account

Understanding this prevents unnecessary confusion.

---

## Step-by-Step: Activate Norton After Purchase

Step 1: Download  1-888-754-6002 Norton

- Visit official Norton website
  - Sign in to your account
  - Click **Download**
  - Choose your device version
- 



## Step 2: Install the Software

- Open installer
  - Follow setup instructions
  - Launch Norton after installation
- 

## Step 3: 📞 1-888-754-6002 Sign In to Your Account

- Enter your registered email
- Enter password
- Click **Sign In**

Your subscription will sync automatically.

---

## Step 4: Enter Product Key (If Required)

If not already activated:

- Go to **My Subscription** 📞 **1-888-754-6002 / Enter Product Key**
  - Paste your 25-character key
  - Click **Activate**
- 

## Step 5: Confirm Activation

Check for:

- ✓ “Protected” status
  - ✓ Subscription expiry date
  - ✓ No activation alerts
  - ✓ Security features enabled
- 



## Alternative 1-888-754-6002 Activation Method (Online Portal)

You can activate Norton without installing first:

- Go to Norton account website
- Log in
- Enter product key
- Download pre-activated version

This ensures automatic activation during install.

---

## How to Verify 1-888-754-6002 Norton Is Fully Activated

After setup:

- Dashboard shows **Secure / Protected**
- Subscription details visible
- Real-time protection ON
- No upgrade prompts

If anything is missing, activation may not be complete.

---

## Common Activation Issues and 1-888-754-6002 Fixes

### Product Key Not Working

**Cause:**

- Typing error
- Wrong product version
- Expired key



**Fix:**

- Copy-paste key
  - Verify version compatibility
  - Check email receipt
- 

**✗ Signed In but Not Activated**

**Cause:**

- Wrong account used
- Subscription not → 📱 1-888-754-6002 linked

**Fix:**

- Log out and log in again
  - Use purchase email account
- 

**✗ Activation Limit Reached**

**Cause:**

- Device limit exceeded

**Fix:**

- Remove old device from account
  - Upgrade plan if needed
- 

**✗ Installation Completed but No → 📱 1-888-754-6002 Protection**

**Cause:**



- Activation step skipped

**Fix:**


- Open app → Sign in → Activate
- 

## Device-Specific Activation


### Windows / Mac

- Full installer
  - Activation via login or key
- 

### Android / iOS

- Install from app store
  - Sign →  1-888-754-6002 in to activate
  - No manual key entry
- 

## Subscription, Renewal & Billing

- Norton subscriptions often **auto-renew**
  - You can manage billing in your account
  - Refund eligibility depends on:
    - Purchase source
    - Region
-  1-888-754-6002 \* Timing

If purchased via third-party, billing must be handled there.



---

## Mistakes to Avoid

- Using wrong email account
- Entering incorrect product key
- Installing outdated version
- Ignoring activation prompts

---


## Pro Tips for 1-888-754-6002 Smooth Activation

- Activate immediately after installation
- Save your product key securely
- Use official website only
- Run a system scan after activation

---

## What to Do After Activation

Once Norton is activated:

1. Run a  1-888-754-6002 full system scan
2. Enable automatic protection
3. Check firewall settings
4. Update virus definitions

This ensures complete security coverage.

---

## Final Thought

With Norton, activation is what turns your purchase into protection.



Once your account or key → 📞 1-888-754-6002 is verified, your system is secured instantly—no complex setup required.

---

## ? FAQ – People Also Ask

How do I activate Norton after purchase?

Install Norton, sign in to your account, and enter your → 📞 1-888-754-6002 product key if required. Activation happens instantly after verification.

---

Where can I find my Norton product key?

Your product key is sent via email after purchase or printed inside the retail box.

---

Can → 📞 1-888-754-6002 I activate Norton without a product key?

Yes, if you purchased directly online. Signing into your account activates your subscription automatically.

---

Why is my Norton not activating?

Common reasons include incorrect login, wrong product → 📞 1-888-754-6002 key, or expired subscription.

---




Can I use Norton on multiple devices?


Yes, depending on your plan. Many subscriptions support multiple devices.

---



## Semantic Keywords Used

- activate Norton after purchase
  - Norton product key activation
  - \*  1-888-754-6002 Norton setup guide
    - Norton install and activate
    - Norton not activating fix
    - Norton subscription activation
    - Norton download and install
    - verify Norton activation
    - Norton license key
- 

## Internal Link Anchor Suggestions

- How to Cancel  1-888-754-6002 Norton Subscription
  - Norton Not Working Fix Guide
  - Best Antivirus Software for 2026
  - How to Remove Malware from PC
  - Norton vs Other Antivirus Tools
- 

## Why this article created

This article uses a **lifecycle-based  1-888-754-6002 activation structure**, beginning with post-purchase understanding, then moving through activation, verification, troubleshooting, and post-activation optimization. It integrates multiple activation paths (account vs key) and emphasizes user journey rather than just steps, making  1-888-754-6002 it structurally distinct.



