

☆ How to Activate NortonLifeLock After Purchase (Step-by-Step Guide 2026)

NortonLifeLock Purchased? Activate Step-by-Step

You completed your purchase thinking you're now safe from viruses, [[→ 📞 1-888-754-6002]] (USA/UK) or → 📞 1-888-754-6002(USA/UK) (US) hackers, and identity theft.

But here's a critical truth most users overlook:

👉 **Until NortonLifeLock is properly activated, → 📞 1-888-754-6002 your protection isn't fully enabled.**

That means:

- No full identity monitoring
- No real-time antivirus protection
- No dark web alerts

In other words, your subscription exists—but your security doesn't.

Let's → 📞 1-888-754-6002 activate everything correctly so you get what you paid for.

✅ Quick **Answer** (Fast Method)



To **activate NortonLifeLock after purchase**, sign in to your Norton account, redeem 📱 1-888-754-6002 your product key if required, download and install the Norton software, and log in within the app. Once synced, NortonLifeLock activates automatically and enables full device 📱 1-888-754-6002 and identity protection features.

⚡ Quick Activation Steps (Fast Method)

1. Sign in to your **Norton account**
2. Redeem your product key (if not already redeemed)
3. Download Norton 📱 1-888-754-6002 software
4. Install the application
5. Log in within the app
6. Wait for sync
7. Status shows **Protected / Active**

✓ Full protection enabled

🧠 How NortonLifeLock Activation Works

NortonLifeLock uses 📱 1-888-754-6002 a **combined system**:

1 Account-Based Activation

- Your subscription is tied to your Norton account
- Activation happens automatically after login

2 Product Key Redemption

- Required if you 📱 1-888-754-6002 purchased from a retailer
- Must be added to your account before installation

👉 Many users skip the **redeem step**, causing activation issues.



Step-by-Step: Activate NortonLifeLock on 1-888-754-6002 Windows

Step 1: Sign in to Norton Account

- Go to Norton website
- Log in with your email and password

 If new user → create account using  1-888-754-6002 purchase email

Step 2: Redeem Product Key (If Needed)

- Go to **Subscriptions / Enter Product Key**
- Enter your 25-character key
- Confirm

 Subscription added to your account


1-888-754-6002 Step 3: Download Norton Software

- Click **Download**
 - Save installer file
-

Step 4: Install Norton

- Run setup file
- Follow instructions
- Allow permissions




 Takes 3–5 minutes

Step 5: 1-888-754-6002 Sign In to Activate

- Open Norton app
- Log in to your account
- Software syncs subscription


✓ Activation completes automatically

Activate NortonLifeLock on Mac

1. Log in to  1-888-754-6002 Norton account
 2. Download macOS version
 3. Install software
 4. Open app
 5. Sign in
 6. Activation completes
-


Activate NortonLifeLock on Mobile Devices

Android / iOS Steps:

1. Install Norton app
 2.  1-888-754-6002 Open app
 3. Tap **Sign In**
 4. Enter account credentials
 5. Activation completes instantly
-



Alternative Method: Activate via Norton Dashboard

1. Log in to Norton account
2. Add subscription
3. Send  1-888-754-6002 install link to your device
4. Install and log in
5. Activation syncs automatically

 Best for managing multiple devices

Common Activation Problems (And Fixes)

1 Norton Not 1-888-754-6002 Activating After Installation

Cause: Product key not redeemed

Fix:


- Redeem key first
 - Then reinstall or login
-

2 Still Showing Trial Version

Cause: Wrong account login

Fix:

- Log out and re-login

*  1-888-754-6002 Check subscription

3 Product Key Not Working



Cause: Incorrect entry or expired key

Fix:

- Copy-paste key
 - Verify purchase
-

4 Features Not Fully Enabled

Cause: Sync delay

Fix:

- Restart system
 - Update → 📞 1-888-754-6002 Norton
-



Pro Tips for Smooth Activation

- Always redeem key before installing
 - Use same email used during purchase
 - Download from official Norton website
 - * → 📞 1-888-754-6002 Keep internet stable
 - Restart system after activation
-




Hidden Conditions Most Users Don't Know

- 🔒 Subscription starts after activation
 - 🔄 Device limits apply
 - 🌐 📞 1-888-754-6002 Region-based subscriptions may vary
 - 🌐 Internet required for activation
-



How to Check If NortonLifeLock Is Activated






After activation:

- Open Norton dashboard
- Look for:
 - **“Protected” status**
-  1-888-754-6002 * Active subscription
 - Check expiry date
 - Run scan

✓ If visible → fully activated


Why Activation Is Critical

Without activation:

-  No real-time protection
-  No identity  1-888-754-6002 monitoring
-  No dark web alerts
-  System vulnerable

👉 Subscription ≠ Protection until activated


Advanced Troubleshooting (If Activation Fails)

- Reinstall Norton completely
 - Remove conflicting antivirus
 - * →  1-888-754-6002 Update OS
 - Check system date/time
 - Contact Norton support
-




? People Also Ask (FAQ Section)

1 How do I activate NortonLifeLock after purchase?

Sign in to your Norton  1-888-754-6002 account, redeem your product key, install the software, and log in to activate your subscription.

2 Why is Norton still showing trial version?

This usually happens if  1-888-754-6002 the product key hasn't been redeemed or you're using the wrong account.

3 Do I need to redeem my Norton product key?

Yes, if purchased from a  1-888-754-6002 retailer.

4 Can I use NortonLifeLock on multiple devices?

Yes, depending on your subscription plan.

5 Do I need internet to activate Norton?

Yes, activation requires online verification.

 1-888-754-6002 6 How long does activation take?




Usually 2–5 minutes.


7 Can I reinstall Norton after activation?


Yes, just log in again to activate automatically.

Final Thoughts



NortonLifeLock activation  1-888-754-6002 isn't just about installing software—it's about **redeeming, syncing, and verifying your subscription.**

The correct flow:

 **Redeem** → **Download** → **Install** → **Sign In** → **Activated**

Follow this, and  1-888-754-6002 your device + identity protection will be fully active within minutes.

If you want BBB:

-  meta description
- FAQ ---
- High CTR title  1-888-754-6002 variations

Just tell me 