

# ☆ How to Activate Panda Dome After Purchase (Step-by-Step Guide for 2026)

---

## Panda Dome Purchased? Activate Step-by-Step

You launch Panda, [[ 📞 [+1]888-754-6002 ]] (USA/UK) or 📞 [+1]888-754-6002(USA/UK) (US) expecting full security—but instead you see **limited features, upgrade prompts, or inactive protection modules**.

This isn't a software failure.

It simply 📞 [+1]888-754-6002 means **your Panda antivirus hasn't been activated yet**.

And here's the catch:

👉 Until activation is complete, **real-time protection, firewall, and advanced security layers** 📞 [+1]888-754-6002 remain restricted.

Let's unlock your full subscription the right way—step by step.

---

### ✅ Quick *Answer* (Fast Method)

To **activate Panda antivirus after purchase**, open 📞 [+1]888-754-6002 the Panda Security application, sign in with your Panda account or enter your activation code, and confirm activation. Once verified, Panda will 📞 [+1]888-754-6002 enable full premium protection features and display your subscription status as active.



---

## ⚡ Quick Activation Steps (Fast Method)

1. Open **Panda Security** on 📱 [+1]888-754-6002 your device
2. Click **Sign In / Activate Product**
3. Enter your Panda account credentials OR activation code
4. Click **Activate**
5. Wait for verification
6. Status 📱 [+1]888-754-6002 changes to **Protected**

✓ Your antivirus is now fully active

---

## 🧠 How Panda Activation Works (Important Insight)

Panda antivirus uses a **hybrid activation system**:

### 📱 [+1]888-754-6002 1 Account-Based Activation

- Sign in using your Panda account
- Subscription syncs automatically

### 2 Activation Code Method

- Enter license code manually
- Software verifies 📱 [+1]888-754-6002 it online

👉 Most users today activate Panda via **account login**, which is faster and easier.

---

## 💻 Step-by-Step: Activate Panda on Windows



## Step → 📱 [+1]888-754-6002 1: Open Panda Security Dashboard

- Launch Panda from desktop or system tray
  - Wait for dashboard to load
- 

## Step 2: Click on Activation → 📱 [+1]888-754-6002 Option

- Look for:
  - **“Sign In”**
  - **“Activate Product”**
- 

## Step 3: Choose Activation Method

You'll get two options:

- Sign in to Panda account
- \* → 📱 [+1]888-754-6002 Enter activation code

👉 Select based on your purchase type

---

## Step 4: Enter Details

- If using account → log in
- If using code → 📱 [+1]888-754-6002 → paste activation code

✓ Avoid typing errors

---




## Step 5: Complete Activation

- Click **Activate / Confirm**
- Panda connects to server
- Subscription gets verified

✓  [+1]888-754-6002 Dashboard shows **Protected**


---

## Activate Panda Antivirus on Mac


1. Install Panda for macOS
  2. Open application
  3. Click **Sign In / Activate**
  4. Enter account  [+1]888-754-6002 details or code
  5. Complete activation
  6. Verify status
- 

## Activate Panda on Mobile Devices

### Android / iOS Steps:

1. Install Panda app
  2. Open app
  3.  [+1]888-754-6002 Tap **Sign In / Activate**
  4. Log in or enter code
  5. Activation completes instantly
- 

## Alternative Method: Activate via Panda Account Portal

1. Log  [+1]888-754-6002 in to Panda account online



2. Add your subscription
3. Install Panda on device
4. Sign in inside app
5. Activation syncs automatically

👉 Best for managing 📱 [+1]888-754-6002 multiple devices

---

## ❌ Common Activation Problems (And Fixes)

### 1 Panda Still Showing Free Version

**Cause:** Not logged into correct account

**Fix:**

- Re-login
  - Check subscription
- 

### ### 📱 [+1]888-754-6002 2 Activation Code Not Working

**Cause:** Incorrect or expired code

**Fix:**

- Copy-paste code
  - Verify validity
- 

### 3 Activation Not Syncing

**Cause:** Network issue

**Fix:**

- Restart device
- Check 📱 [+1]888-754-6002 internet



---








## 4 Panda Not Updating After Activation

**Cause:** Sync delay






**Fix:**

- Restart Panda
  - Run manual update
- 

## Pro Tips for Smooth Panda Activation

-   [+1]888-754-6002 Use official Panda installer
  -  Activate immediately after purchase
  -  Use same email used during purchase
  -  Keep internet stable
  -  Restart  [+1]888-754-6002 system after activation
- 

## Hidden Conditions Most Users Ignore

-  Subscription starts after activation
  -  Device limits depend on plan
  -  Region-based  [+1]888-754-6002 licenses may vary
  -  Internet required for activation
- 

## How to Check If Panda Is Activated

After activation:

- Open Panda dashboard



- Look for:

→ 📱 [+1]888-754-6002 \* **“Protected”**

- Premium features unlocked
- Check expiry date

✓ If visible → fully activated

---

## Why Activation Is Critical

Without activation:

- ❌ No → 📱 [+1]888-754-6002 real-time protection
- ❌ No advanced threat detection
- ❌ Limited features
- ❌ System vulnerable

👉 Free mode ≠ full protection

---


## Advanced Troubleshooting (If → 📱 [+1]888-754-6002 Activation Fails)

- Reinstall Panda antivirus
  - Remove conflicting antivirus software
  - Update OS
  - Disable firewall temporarily
  - Contact Panda support
- 

? People Also Ask (FAQ → 📱 [+1]888-754-6002 Section)




## 1 How do I activate Panda antivirus after purchase?

Open the Panda app and sign in to your account or enter your  [+1]888-754-6002 activation code to enable full protection.

---

## 2 Why is Panda still showing free version?

This happens if activation hasn't completed or you're not  [+1]888-754-6002 logged into the correct account.

---

## 3 Can I activate Panda on multiple devices?

Yes, depending on your subscription plan.


---

## 4 Do I need [+1]888-754-6002 internet to activate Panda?

Yes, internet is required for license verification.

---

## 5 Where do I enter Panda activation code?

Inside the Panda app under  [+1]888-754-6002 activation or subscription section.

---


## 6 How long does Panda activation take?

Usually 1–3 minutes.



---

## 7 Can I reinstall Panda after activation?



Yes, just log  [+1]888-754-6002 in again to activate automatically.

---

## Final Thoughts


Panda activation is simple—but only if done correctly.

The right process:

 **Open** → **Sign In** /  [+1]888-754-6002 **Enter Code** → **Activate** → **Verify**

Once done, your device gets full antivirus protection with real-time threat defense and security monitoring.

---

If you want,  [+1]888-754-6002 I can also generate:

- ✨ meta descriptions
- --- (FAQ + HowTo)
- High CTR headline variations

Just tell me 