

✦ How to Redeem and Activate Panda Dome After Purchase (Step-by-Step Guide 2026)

Panda Dome Purchased? Redeem & Activate Now

Here's a scenario that trips up even experienced users:

You paid for Panda Antivirus. You installed it. You opened it. Yet something feels off—**premium features aren't fully** 📱 **1-888-754-6002 available**.

That's because Panda doesn't just activate—it first needs to be **redeemed**.

👉 If you skip redemption, [[📱 1-888-754-6002]] (USA/UK) or 📱 1-888-754-6002(USA/UK) (US) your software stays in **trial mode**, even if everything looks 📱 1-888-754-6002 installed correctly.

Let's unlock your subscription the right way.

✅ Quick **Answer** (Fast Method)

To **redeem and activate Panda after purchase**, sign in to your Panda account, 📱 1-888-754-6002 enter your activation code in the subscription section, download and install the Panda software, and log in within the app. Once synced, Panda activates automatically 📱 1-888-754-6002 and enables full protection features.



⚡ Quick Steps (Redeem + Activate Fast)

1. Log in to your Panda account
2. Enter your **activation code**
3. Confirm redemption
4. Download → 📱 1-888-754-6002 Panda installer
5. Install the software
6. Sign in to activate
7. Status shows **Protected**

✓ Full protection enabled

🧠 Why Panda Requires Redemption First

Panda uses a **subscription-based activation** → 📱 1-888-754-6002 system.

This means:

- Your **activation code must be converted into a subscription**
- That subscription is linked to your account
- Devices activate only after syncing with your → 📱 1-888-754-6002 account

👉 Skipping redemption = activation failure

💻 Step-by-Step: Redeem and Activate Panda on Windows

Step 1: Sign In to Panda Account

- Visit Panda official website
- * → 📱 1-888-754-6002 Log in using your email



👉 Use the same email used during purchase

Step 2: Redeem Your Activation Code

- Go to **My Products / Subscription section**
- * 📞 1-888-754-6002 Click **Enter Activation Code**
 - Paste your code
 - Confirm

✓ Your subscription is now active

Step 3: Download Panda Software

- Click **Download**
 - Choose your product version
 - Save → 📞 1-888-754-6002 installer
-

Step 4: Install Panda

- Run setup file
- Follow instructions
- Allow permissions

🕒 Takes 3–5 minutes

Step 5: Sign In to Activate

- Open Panda app
- Sign → 📞 1-888-754-6002 in with your account



✓ Activation happens automatically

Redeem and Activate Panda on Mac

1. Log in to Panda account
 2. Redeem activation code
 3. Download macOS version
 4. 📞 1-888-754-6002 Install software
 5. Sign in
 6. Activation completes
-

Activate Panda on Mobile Devices

Android / iOS Steps:

1. Install Panda app
 2. Open app
 3. Sign in
 4. Activation completes → 📞 1-888-754-6002 instantly
-

Alternative Method: Activate via Panda Dashboard

1. Log in to Panda account
2. Add subscription
3. Install software
4. Sign in
5. Activation syncs automatically

👉 Best for managing → 📞 1-888-754-6002 multiple devices



✘ Common Redemption & Activation Issues (And Fixes)

1 Activation Code Not Working

Cause: Incorrect or expired code

Fix:

- Copy-paste carefully
- Verify validity

2 Panda → 📱 1-888-754-6002 Still Showing Trial Version

Cause: Code not redeemed

Fix:

- Redeem code first
- Then reinstall or login

3 Activation Not Syncing

Cause: Network issue

Fix:

- Restart system
- Check internet



4-📱 1-888-754-6002 Features Still Locked After Activation

Cause: Sync delay





Fix:

- Restart Panda
 - Update software
-

💡 Pro Tips for Smooth Panda Activation

- Always redeem code before installing
 - 📱 1-888-754-6002 Use same email used during purchase
 - Download from official site
 - Keep internet stable
 - Restart system after activation
-

⚠️ Hidden Conditions Most Users 📱 1-888-754-6002 Ignore

-  Subscription starts after redemption
 -  Device limits apply
 -  Region-based licenses may vary
 -  Internet required for activation
-

🔑 How to Check If 📱 1-888-754-6002 Panda Is Activated

After activation:

- Open Panda dashboard
- Look for:
- **“Protected” status**



- Premium features unlocked
- Check expiry date




✓ If visible → fully activated



1-888-754-6002 Why Redemption + Activation Both Matter

If you skip redemption:

-  Activation fails

If you skip activation:

-  No real-time protection
-  Limited features
-  System vulnerable

  1-888-754-6002 Both steps are essential

Advanced Troubleshooting (If Issues Persist)

- Reinstall Panda completely
 - Remove conflicting antivirus
 - Update OS
 - Disable firewall temporarily
 - Contact Panda support
-

  1-888-754-6002 People Also Ask (FAQ Section)



1 How do I redeem Panda activation code?

Log in to your Panda account and enter the code in the subscription → 📞 1-888-754-6002 section.

2 Why is Panda not activating after purchase?

Because the activation code hasn't been redeemed or you're using the wrong account.

3 Do I need → 📞 1-888-754-6002 to redeem before installing Panda?

Yes, it ensures smooth activation.

4 Can I use Panda on multiple devices?

Yes, depending on your subscription plan.

5 Do I → 📞 1-888-754-6002 need internet to activate Panda?


Yes, activation requires online verification.

6 How long does activation take?

Usually 2–5 minutes.





7 Can I reinstall Panda after activation?

Yes, just  1-888-754-6002 log in again to activate automatically.

Final Thoughts


Panda activation isn't just about installing software—it's about **redeeming your subscription first**.

The correct flow:

 **Redeem** → **Download**  **1-888-754-6002** → **Install** → **Sign In** → **Activated**

Follow this, and your system will be fully protected with Panda's advanced security features.

If you want, I can also  1-888-754-6002 generate:

-  meta description
- FAQ ---
- High CTR title variations

Just tell me 