

How Do I Cancel My Panda Dome Subscription Easily^!!~ (2026 No-Confusion Guide)

Panda Dome Subscription Active? Cancel Easily

You installed Panda for protection... then forgot about it. Months later, [[📞 [+1] 888-754-6002]] (USA/UK) or 📞 [+1]888-754-6002(USA/UK) (US) a renewal charge shows up—and now you're wondering *where exactly to cancel it*.

Here's the catch: Panda subscriptions 📞 [+1]888-754-6002 aren't controlled inside the antivirus app. If you don't cancel from the **right place**, billing keeps running in the background.

This guide gives you a **clear, fast, and mistake-proof** 📞 [+1]888-754-6002 way to cancel your Panda subscription—without wasting time or missing steps.

✅ Fast Method (Direct *Answer*)





To cancel your Panda subscription, sign in to your Panda account, go to 📞 [+1]888-754-6002 **My Products or Subscriptions**, select your plan, and turn off auto-renewal. If purchased through Google Play, Apple, PayPal, or a reseller, cancel directly there. Always confirm via email 📞 [+1]888-754-6002 to ensure future charges stop.




The Most Important Thing to Know First

Primary keyword: cancel Panda subscription

Before you follow any steps, understand this:


-  Uninstalling Panda does NOT  [+1]888-754-6002 cancel billing
-  Auto-renewal is usually enabled by default
-  Cancellation must be done from the **purchase platform**

 This is where most users go wrong.

Step-by-Step: Cancel [+1]888-754-6002 Panda Subscription

Method 1: Cancel via Panda Account (Direct Purchase)

Step 1: Sign In to Panda Account

- Visit Panda official website
 - Click **Sign In / My Account**
- *  [+1]888-754-6002 Enter your registered email and password
-

Step 2: Open Subscription Section

- Navigate to **My Products / Subscriptions**
 - Find your active Panda plan
-



Step 3: Turn Off Auto Renewal

- * → 📱 [+1]888-754-6002 Click **Manage Subscription**
- Select **Cancel Subscription / Disable Auto Renewal**
 - Confirm your action
-

Step 4: Verify Confirmation

- Check your email inbox
- Save confirmation message

⚠️ If no confirmation arrives, → 📱 [+1]888-754-6002 subscription may still be active



Cancel Panda on Mobile Devices



Android (Google Play Purchase)

1. Open **Google Play Store**
 2. Tap **Profile** → **Payments & Subscriptions**
 3. Select **Subscriptions**
 4. → 📱 [+1]888-754-6002 Choose Panda
 5. Tap **Cancel Subscription**
-





Apple (iPhone / iPad Purchase)

1. Open **Settings**
2. Tap your Apple ID
3. Go to **Subscriptions**
4. Select Panda



5. Tap **Cancel Subscription**

 Cancel via  [+1]888-754-6002 Payment Providers

PayPal Users


1. Log into PayPal
 2. Go to **Settings** → **Payments** → **Automatic Payments**
 3. Select Panda
 4. Click **Cancel**
-

Reseller / Billing Partner

Panda often uses third-party billing  [+1]888-754-6002 systems.

Steps:

- Open your purchase email
- Click **Manage Subscription**
- Cancel via billing portal

 Search inbox: "Panda order confirmation"

Manage Your Panda Subscription Settings



Canceling is just one part—you 📱 [+1]888-754-6002 can also manage:

Key Settings

- Enable/disable auto-renewal
- Update payment method
- View renewal date
- Upgrade/downgrade plan
- Manage devices

👉 All available in your Panda account dashboard.

Common Issues → 📱 [+1]888-754-6002 + Fixes

“I removed Panda but still got charged”

- ✓ Fix: Software removal ≠ cancellation
 - 👉 Cancel via billing platform
-

“I can’t find my subscription”

- ✓ Fix:
 - Check all 📱 [+1]888-754-6002 email accounts
 - Search purchase receipts
 - Identify payment method
-



✗ “Cancel option missing”

✓ Fix:

- Use desktop browser
 - Clear cache
 - Disable extensions
-

✗ “Charged after canceling”

✓ Fix:

- Verify cancellation timing
- * → 📞 [+1]888-754-6002 Contact support immediately
- Provide confirmation proof
-

💰 Refund Policy (What You Should Know)

Panda generally offers:








- ✓ **30-day money-back guarantee**
- ⚠️ Renewal refunds depend on timing

Best approach:



- Cancel → 📞 [+1]888-754-6002 before renewal
 - Request refund immediately after charge
-









Smart Tips to Avoid Future Charges

-  Set reminder before renewal
 -  Keep billing emails safe
 -  Monitor subscriptions regularly
 - *   [+1]888-754-6002  Use one email for subscriptions
 -  Cancel 2–3 days before billing
-

Advanced Insights (Most Users Miss This)

- Turning off auto-renewal does NOT remove protection immediately
 - You   [+1]888-754-6002 can continue using Panda until expiry
 - Some users receive **discount offers during cancellation**
 - Manual renewal gives better control
-

Mistakes to Avoid

-  Assuming uninstalling cancels billing
 -    [+1]888-754-6002 Ignoring renewal emails
 -  Using multiple emails unknowingly
 -  Waiting until after billing
-

People Also Ask (FAQs)


1 How do I cancel Panda subscription easily?

Log into your   [+1]888-754-6002 Panda account or billing provider and disable auto-renewal



from subscription settings.

2 Can I cancel Panda anytime?

Yes, you can cancel anytime. Your subscription remains active until the current  [+1] 888-754-6002 billing period ends.


3 Why am I still being charged after uninstalling Panda?

Because uninstalling does not cancel the subscription. You must disable auto-renewal separately.

4 Where do I [+1] 888-754-6002 manage Panda subscription?

Through Panda account, Google Play, Apple App Store, PayPal, or reseller platform.

5 Will I get a refund after canceling Panda?

You may get a refund if  [+1] 888-754-6002 requested within the refund period and acted quickly after billing.

6 Can I cancel Panda without logging in?


Yes, by contacting customer support with your purchase details.





7 What [+1]888-754-6002 happens after I cancel Panda subscription?

Your plan stays active until expiry, but no further charges occur.

Conclusion

Canceling your **Panda subscription** is not complicated—it just requires following the  [+1] 888-754-6002 correct path. The biggest mistake users make is trying to cancel inside the app instead of the billing platform.

 Identify where you purchased, cancel from there, and confirm  [+1]888-754-6002 via email.

Once done, you eliminate future charges and regain full control—no surprises, no confusion, just clarity.

