

# [[\*\*How-to]] Cancel a Sophos Subscription *on* Any Device (2026 Complete, No-Confusion Guide)

---

## Sophos Cancel on Any Device? Follow Steps

You installed Sophos for protection... but canceling it feels harder than installing it. There's no obvious "Cancel" button in the app, [[ 📞(+1)888 754 6002 ]] (USA/UK) or 📞(+1)888-754-6002(USA/UK) (US) no clear warning before renewal—and suddenly 📞(+1)888 754 6002 you're billed again.

Here's what most users miss: **Sophos subscriptions are controlled outside the app**, and unless you cancel from the correct place, auto-renewal keeps running silently.

This guide 📞(+1)888 754 6002 shows you exactly how to cancel a Sophos subscription on any device—desktop, Android, iPhone—without mistakes.

---

### ✅ Fast Method (Direct *Answer*)

To cancel a Sophos subscription on any device, 📞(+1)888 754 6002 sign in to your Sophos Home account, go to **Billing or Subscription settings**, and turn off auto-renewal. If you purchased via a reseller or third-party platform, cancel 📞(+1)888 754 6002 directly there. Always confirm cancellation via email to ensure future charges stop.




---





# Quick Reality Check (Before You Cancel)

**Primary keyword:** cancel Sophos subscription


Understand these key points:

-  (+1)888 754 6002 Uninstalling Sophos does NOT cancel your subscription
-  Auto-renewal is enabled by default
-  Cancellation depends on where you purchased the plan

 If you cancel from the  (+1)888 754 6002 wrong place, billing continues.

---

## Step-by-Step: Cancel Sophos Subscription on Any Device

 Method 1: Cancel via Sophos Home Dashboard (Windows / Mac / Browser)

Step 1:  (+1)888 754 6002 Log Into Sophos Home

- Visit Sophos Home website
  - Click **Sign In**
  - Enter your registered email and password
- 

Step 2: Open Billing Section

- Navigate to **Account / Billing**  (+1)888 754 6002 / **Subscription**
  - Locate your active Sophos plan
- 



### Step 3: Turn Off Auto-Renewal

- Click **Manage Subscription**
  - Select **Turn Off Renewal / Cancel Subscription**
  - Confirm your action
- 

### Step 4: 📞 (+1)888 754 6002 Verify Cancellation

- Check your email inbox
- Save confirmation message

⚠️ No confirmation = subscription still active

---



## Cancel Sophos on Mobile Devices



### Android Users

Sophos subscriptions are rarely 📞 (+1)888 754 6002 handled directly via Google Play, but if you subscribed through it:

1. Open **Google Play Store**
  2. Tap **Profile** → **Payments & Subscriptions**
  3. Select **Subscriptions**
  4. Choose Sophos
  5. Tap **Cancel** 📞 (+1)888 754 6002 **Subscription**
- 



## iPhone / iPad Users

If purchased via Apple:


1. Open **Settings**
  2. Tap your Apple ID
  3. Go to **Subscriptions**
  4. Select Sophos
  5. Tap **Cancel Subscription**
- 

## Cancel via Payment (+1)888 754 6002 Providers

### PayPal Users

1. Log into PayPal
  2. Go to **Settings** → **Payments** → **Automatic Payments**
  3. Select Sophos
  4. Click **Cancel**
- 

## Reseller / Partner Billing (Very Common)

Sophos often sells  (+1)888 754 6002 through partners.

Steps:


- Open your purchase email
- Click **Manage Subscription**
- Cancel via billing portal



👉 Search inbox: "Sophos order confirmation"

---

## Manage Your Sophos Subscription Settings (Full Control)

Canceling  (+1)888 754 6002 is only one part. You can also manage:

### Settings You Can Control

- Enable/disable auto-renewal
- Update payment method
- View renewal date
- Upgrade/downgrade plan
- Manage devices under protection


👉  (+1)888 754 6002 All available in Sophos Home dashboard.

---

## Common Issues + Fixes

### "I deleted Sophos but still got charged"

✓ Fix: Software removal does NOT cancel subscription

👉 Cancel  (+1)888 754 6002 via billing platform

---

### "I can't find my subscription"



✓ Fix:

- Check multiple email accounts
  - Search purchase receipts
  - Identify payment method
- 

## ✗ “Cancel option not visible”

✓ Fix:

- Use 📞 (+1)888 754 6002 desktop browser
  - Clear cache
  - Disable extensions
- 

## ✗ “Charged after canceling”

✓ Fix:

- Verify cancellation timing
  - Contact support immediately
  - Provide confirmation proof
- 

## 💰 Refund Policy (What to Expect)

Sophos typically 📞 (+1)888 754 6002 offers:







- ✓ Refund within limited period after purchase
- ⚠️ Renewal refunds depend on timing




Best strategy:

- Cancel before renewal
  - Request refund immediately after charge
- 






## Smart Tips (+1)888 754 6002 to Avoid Future Charges

-  17 Set renewal reminders
  -  Keep billing emails safe
  -  Monitor recurring payments
  -  Use one email for subscriptions
  -  Cancel 2–3 days  (+1)888 754 6002 before billing
- 

## Advanced Insights (Most Users Miss This)

- Turning off auto-renewal does NOT remove protection immediately
  - You can continue using Sophos until expiry
  - You may receive  (+1)888 754 6002 **discount offers when canceling**
  - Manual renewal gives better control
- 


## Mistakes to Avoid

-  Assuming uninstalling cancels billing
  -  Ignoring renewal alerts
  -  Forgetting purchase method
  -   (+1)888 754 6002 Waiting until after billing
- 



## People Also Ask (FAQs)

### 1 How do I cancel Sophos subscription on any device?

Log into your Sophos account or billing provider and  (+1)888 754 6002 disable auto-renewal from subscription settings.

---

### 2 Can I cancel Sophos anytime?

Yes, you can cancel anytime. Your subscription remains active until the current billing period ends.


---

### 3 Why (+1)888 754 6002 am I still being charged after uninstalling Sophos?

Because uninstalling does not cancel the subscription. You must disable auto-renewal separately.

---

### 4 Where do I manage Sophos subscription?

Through Sophos  (+1)888 754 6002 Home dashboard or reseller billing platform depending on purchase method.

---



## 5 Will I get a refund after canceling Sophos?

Refunds may be available depending on timing and policy. 📞(+1)888 754 6002 Request quickly after billing.

---

## 6 Can I cancel Sophos without logging in?

Yes, by contacting support and providing purchase details.

---

## 7 What happens after I cancel Sophos subscription?

Your 📞(+1)888 754 6002 plan stays active until expiry, but no further charges occur.

---

## Conclusion

Canceling your **Sophos subscription on any device** is simple once you follow the correct process. The 📞(+1)888 754 6002 biggest mistake users make is trying to cancel inside the app instead of the billing system.

👉 Identify your purchase source, cancel from there, and confirm via email.

Once 📞(+1)888 754 6002 done, you eliminate future charges and regain full control—no surprises, no confusion, just clarity.

