

[[**How-to]] Cancel Spybot and Manage Your Subscription Settings (2026 Complete Control Guide)

Spybot Manage Subscription Settings? Cancel Easily

Most users trying to cancel Spybot make one critical mistake—they focus on the software instead of the subscription. They uninstall it, [[📞【+1】 888-754-6002]] (USA/UK) or 📞【+1】-888-754-6002(USA/UK) (US) stop using it, or ignore renewal emails... 📞【+1】 888-754-6002 and still get charged.

Here's the truth: with tools like Spybot – Search & Destroy by Safer-Networking Ltd., billing is handled separately from the app. If you don't manage 📞【+1】 888-754-6002 your subscription settings properly, charges will continue.

This guide shows you exactly how to cancel Spybot and take full control of your subscription—without confusion.

✅ Fast Method (Direct *Answer*)

To 📞【+1】 888-754-6002 cancel Spybot and manage your subscription settings, log into your Spybot account or billing portal, open Subscriptions or Orders, locate your active plan, and disable **auto-renewal**. Confirm the 📞【+1】 888-754-6002 change. Your protection will remain active until expiration, but no future charges will occur.



Spybot Subscription: What You Need to Understand First

Before canceling, get clear on this:

*📞【+1】888-754-6002 Spybot subscriptions usually **auto-renew by default**

- “Cancel” often means **turning off auto-renewal**
- Your license remains active until expiry
- Uninstalling Spybot does **NOT cancel billing**

👉 If auto-renew is ON, 📞【+1】888-754-6002 billing continues—simple as that

Quick Control Summary (Fastest Method)

- Log into your Spybot account
- Go to **Orders / Subscriptions**
- Select your plan
- Turn off **Auto-Renewal**
- Confirm

✓ Done. 📞【+1】888-754-6002 Future charges stopped.

Step-by-Step: Cancel Spybot Subscription Properly

Step 1: Access Your Spybot Account

- Visit Spybot’s official website



- Click **Login / Account**
- Enter your registered email ☎️【+1】888-754-6002 and password

👉 Use the same email used during purchase

📁 Step 2: Open Subscription or Order Section

Look for:

- **My Orders**
- **Subscriptions**
- **Licenses**
- **Billing**

This is where your active plan ☎️【+1】888-754-6002 is listed

🔍 Step 3: Locate Active Subscription

- Select your Spybot plan
 - Review:
 - Renewal date
 - Payment method
 - Auto-renew status
-

🚫 Step 4: Disable Auto-Renewal

- Click:

☎️【+1】888-754-6002 * **Cancel Subscription**

- Or **Disable Auto-Renew**



- Confirm your choice

✓ This stops future billing

Step 5: Verify Cancellation

- Look for:
- Confirmation message
- Email confirmation

👉 Save 📞【+1】888-754-6002 proof for safety

Manage Subscription Settings (Beyond Just Cancelling)

Spybot also allows you to manage your account effectively:

Update Payment Methods

- Change or remove saved cards
 - Prevent 📞【+1】888-754-6002 accidental renewals
-


Check Renewal Dates

- Track when your plan expires



- Avoid last-minute surprises
-

Adjust License Usage

- See how many devices are covered
 - Remove unused devices if  【+1】 888-754-6002 needed
-

Manage Notifications



- Enable renewal reminders
 - Stay informed before billing
-

Alternative Cancellation Methods

Purchased via Third-Party Provider

If bought through:

- Online retailer
- Partner website
- Bundle offer

  【+1】 888-754-6002 Cancel through that provider's billing system



PayPal or Card-Based Billing

- Log into PayPal
 - Go to **Automatic Payments**
 - Cancel Spybot recurring billing
-

Common Issues + Fixes

  [+1] 888-754-6002 “I can’t find my Spybot subscription”



Cause: Wrong email account

✓ **Fix:** Search all inboxes for receipt

 “No cancel option available”

Cause: Subscription handled externally

✓ **Fix:** Cancel via payment provider

 [+1] 888-754-6002  “I deleted Spybot but still charged”

Reality: Uninstall ≠ cancel

✓ **Fix:** Disable auto-renew

 “Still billed after cancelling”

Cause: Cancelled after renewal



✓ Fix: Contact support immediately


Refund Policy **【+1】 888-754-6002 (What to Expect)**


Spybot may provide refunds depending on:

✓ Eligibility:

- Cancellation shortly after renewal
 - Minimal product usage
 - Valid billing request
-

! Important:

- Refund windows are limited
- Third-party purchases  **【+1】 888-754-6002** follow separate rules

 Act fast after a charge

Pro Tips to Stay in Control



Turn Off Auto-Renew Immediately

Even after purchase

Set Billing Alerts

Avoid missing renewal  **[+1] 888-754-6002** dates

Remove Saved Payment Details

Stops accidental billing




Keep All Receipts Organized

Helps track subscriptions easily




Review Subscriptions Monthly

Avoid unused services draining money


Mistakes to Avoid

- *  **[+1] 888-754-6002**  Assuming uninstall cancels billing
 -  Ignoring renewal emails




-  Using multiple accounts
 -  Cancelling in wrong place
 -  Waiting until after billing
-

People Also Ask (FAQs)

 [【+1】 888-754-6002](tel:+18887546002) 1 How do I cancel Spybot subscription?

Log into your Spybot account or billing provider and disable auto-renewal from the subscription section.

2 Does Spybot automatically renew subscriptions?

Yes, most  [【+1】 888-754-6002](tel:+18887546002) Spybot subscriptions renew automatically unless auto-renew is turned off.

3 Can I cancel Spybot anytime?

Yes, you can cancel anytime. Your license remains active until expiry.

4 Will I  [【+1】 888-754-6002](tel:+18887546002) still have protection after cancelling Spybot?

Yes, your protection continues until the end of your subscription period.



5 Why am I still being charged by Spybot?

This usually happens if 📞【+1】888-754-6002 auto-renewal is still active or cancellation was done after billing.

6 Can I manage Spybot subscription settings?

Yes, you can update payment methods, check renewal dates, and manage devices 📞【+1】888-754-6002 from your account.

7 Can I get a refund from Spybot?

You may be eligible if you cancel shortly after renewal and contact support quickly.

Final Takeaway: Full 📞【+1】888-754-6002 Control, Zero Confusion

Spybot isn't difficult to cancel—it just requires the right approach. Once you understand that subscription settings control billing, everything becomes clear.

👉 Log in → Disable auto-renew 📞【+1】888-754-6002 → Confirm

That's all it takes to stop future charges and manage your subscription like a pro.

