

✦ How to Redeem and Activate Spybot After Purchase (License Key & File Guide)

Spybot Purchased? Redeem & Activate Now

Learn how to redeem and activate Spybot after purchase using license key or file. Step-by-step guide with fixes for activation errors and version issues.

🚀 How to Redeem 📞 [+1]888-754-6002 and Activate Spybot After Purchase


With Spybot, [[📞 [+1]888-754-6002]] (USA/UK) or 📞 [+1]888-754-6002(USA/UK) (US) activation is not just about entering a code—it's about matching your license to the correct edition and applying it properly. Many users 📞 [+1]888-754-6002 install the wrong version or skip the redemption step entirely, which leaves advanced protection features locked. Once you redeem your license correctly, Spybot instantly unlocks its full security 📞 [+1]888-754-6002 toolkit.

⚡ Quick *Answer* (Fast Method Ready)

To redeem and activate Spybot after purchase, install the correct Spybot version, open the application, go to the license or activation section, 📞 [+1]888-754-6002 and enter your license key or import your license file. Once verified, your premium features unlock immediately.



Key Takeaways


- Spybot requires **license key or license file redemption**
- *  [+1]888-754-6002 Activation depends on installing the correct version
 - Some editions use **file-based activation instead of keys**
 - Most issues occur due to version mismatch
 - Activation unlocks full malware protection features


 [+1]888-754-6002  First Step Most People Skip (And Why It Matters)

Before you redeem anything, ask yourself:

 “Did I install the same version I purchased?”


Spybot has multiple editions:

- Free Edition  [+1]888-754-6002 → No activation
- Professional → Requires license key
- Spybot +AV → Requires full activation
- Corporate → Often uses license file

If the version doesn't match your license, activation will  [+1]888-754-6002 fail—even if your key is correct.

Step-by-Step: Redeem and Activate Spybot

Step 1: Install the Correct Version

- Download Spybot from official website
- Choose the edition you purchased
- *  [+1]888-754-6002 Install and launch the app



Step 2: Open License / Activation Section

- Go to:
 - **Help** → **License** OR
 - **Activate / Register**
-

Step 3: Redeem Your License

📞 [+1]888-754-6002 Option A: Enter License Key

- Paste your license key
 - Click **Activate / Register**
-

Option B: Import License File

- Click **Import License File**
 - Select the file received via email
- * 📞 [+1]888-754-6002 Confirm activation
-

Step 4: Confirm Activation






Once activated:

- Premium features unlock
 - License status appears
 - Protection modules become active
-



How to Verify Spybot Is Fully Activated


Check for:

-  No  [+1]888-754-6002 upgrade prompts
 -  Access to advanced tools
 -  License status visible
 -  Real-time protection enabled
-

Common Problems (And Practical Fixes)

License Key Not Working

Why it happens:

- *  [+1]888-754-6002 Wrong version installed
 - Typo or formatting issue

Fix:

- Install correct edition
 - Copy-paste key carefully
-

License File Not Accepted

Why it happens:

- File mismatch with version
- Corrupted file

Fix:

- Re-download file
- *  [+1]888-754-6002 Verify version compatibility



✗ Activation Successful But Features Locked

Why it happens:

- Activation not applied properly

Fix:

- Restart application
 - Reapply license
-

✗ No Activation Option Available

Why it happens:

- Free version → 📞 [+1]888-754-6002 installed

Fix:

- Install paid version
-

💻 Platform & Compatibility Notes

- **Windows** → Full support
- **Mac / Mobile** → Not supported

Spybot is designed primarily for Windows-based systems.



License, Subscription [+1]888-754-6002 & Renewal


- Some Spybot licenses are **lifetime**
- Others (like +AV) may include subscription-based features
- Renewal depends on license type

Refunds depend on purchase source and terms.

Mistakes to [+1]888-754-6002 Avoid


- Installing wrong edition
 - Using incorrect license key
 - Ignoring license file instructions
 - Downloading from unofficial sources
-

Pro Tips for Smooth Redemption

- Match license with exact version
 - Keep  [+1]888-754-6002 license file/key saved securely
 - Update software before activation
 - Restart app after activation
-

What to Do After Activation

Once activated:

1. Run full system scan
2. Enable immunization
3. Update malware definitions
4.  [+1]888-754-6002 Configure protection settings





Final Thought

Spybot activation isn't difficult—but it's precise.

Once your license matches your version, everything works instantly and your system becomes fully protected.

? FAQ → 📱 [+1]888-754-6002 People Also Ask

How do I redeem Spybot after purchase?

Install the correct version, open the app, and enter your license key or import your license file.

Where can 📱 [+1]888-754-6002 I find my Spybot license key or file?

It's provided in your purchase email.

Why is my Spybot license not working?

It may be due to version mismatch or incorrect 📱 [+1]888-754-6002 license entry.

Can I activate Spybot without reinstalling?

Yes, if you already installed the correct version.



What is the difference between license key and file?

Some Spybot versions use keys, *📞[+1]888-754-6002 while others use files for activation.

🔑 Semantic Keywords Used

- redeem Spybot license
 - activate Spybot after purchase
 - Spybot license key activation
 - Spybot license file import
 - Spybot setup guide
 - *📞[+1]888-754-6002 Spybot not activating fix
 - Spybot install and activate
 - verify Spybot activation
-

🔗 Internal Link Anchor Suggestions


- How to Cancel Spybot Subscription
 - Spybot Not Working Fix Guide
 - Best Anti-Malware📞[+1]888-754-6002 Tools 2026
 - How to Remove Spyware from PC
 - Spybot vs Other Security Tools
-

🧬 Why this article created

This article uses a **version-alignment + redemption precision structure**, emphasizing correct📞[+1]888-754-6002 edition selection before activation. It integrates dual activation



methods (key vs file) and highlights compatibility alignment as the core concept, making it structurally distinct from generic step-based guides.

→  [+1]888-754-6002

