

# How Do I Fix Trend Micro Setup Not Responding^!!~ (2026 Complete Troubleshooting Guide)

---

## Trend Micro Setup Not Responding? Fix It Now

You double-click the Trend Micro installer, [[ 📞 +1888 754 6002 ]] (USA/UK) or 📞 +1888-754-6002(USA/UK) (US) expecting a smooth setup—and instead, it freezes, hangs, or shows “Not Responding.” No progress, no installation... just a stuck 📞 +1888 754 6002 screen.

Before you assume something is seriously wrong, here’s the reality: **Trend Micro setup not responding is usually caused by simple system conflicts or temporary glitches—and 📞 +1888 754 6002 it’s fixable in minutes.**

This guide walks you through the exact reasons this happens and the fastest ways to fix it.

---

### Quick *Answer*

To fix Trend 📞 +1888 754 6002 Micro setup not responding:

- Restart your computer
- Run the installer as administrator
- Disable other antivirus temporarily
- Download a fresh installer
- Close background apps



👉 These steps 📞 +1888 754 6002 solve most installation freezes quickly.

---

## 🕒 How long does it take to fix?

- ⌚ 5–15 minutes in most cases
  - ⚡ Instant after resolving the issue
- \* 📞 +1888 754 6002 🔄 Rare cases may need reinstall or cleanup
- 

## 🔍 Why Trend Micro Setup Freezes or Stops Responding

Here are the most common causes:

---

### ⚠️ 1 Conflict 📞 +1888 754 6002 with existing antivirus software

If another antivirus is installed:

- It may block Trend Micro installation
  - Cause freezing or hanging
- 

### 🧩 2 Corrupted installer file


If your download 📞 +1888 754 6002 is incomplete:

- Setup may freeze
  - Installation may fail midway
- 



### 3 Low system resources

If your system is busy:

- Not enough RAM or CPU
  - Setup becomes  +1888 754 6002 unresponsive
- 


### 4 Permission issues

If installer lacks admin rights:

- It may get stuck
  - Cannot complete installation
- 

### 5 Internet or server issues

Trend Micro may:

- Download  +1888 754 6002 files during setup
  - Freeze if connection fails
- 

### 6 Background apps interference

Programs running in background may:

- Block installation processes
  - Cause setup to hang
- 




# Step-by-Step +1888 754 6002 Fixes for Trend Micro Setup Not Responding

Follow these solutions in order:

---

## Step 1: Restart your computer


- Close all apps
- Restart your system
- Run installer  +1888 754 6002 again

 Clears temporary glitches.

---

## Step 2: Run installer as administrator

1. Right-click installer file
2. Select **Run as Administrator**
3. Confirm permissions

 Ensures proper installation access.

---

## +1888 754 6002 Step 3: Disable other antivirus software

- Turn off existing antivirus temporarily
- Or uninstall conflicting security software

 Prevents installation conflicts.

---



## Step 4: Download a fresh 📞 +1888 754 6002 installer

1. Delete old installer file
2. Download latest version from official website
3. Run setup again

👉 Fixes corrupted file issues.

---

## Step 5: Close background applications

- Open 📞 +1888 754 6002 Task Manager
  - End unnecessary processes
  - Free up system resources
- 

## Step 6: Check internet connection

- Ensure stable connection
  - Avoid VPN during installation
- 

## Step 7: 📞 +1888 754 6002 Use Trend Micro removal tool (if reinstalling)

If you previously installed Trend Micro:


- Use official uninstall tool
  - Remove leftover files
  - Reinstall cleanly
- 



📦 What you need 📞 +1888 754 6002 before retrying setup



- ✓ Latest Trend Micro installer
  - ✓ Admin access
  - ✓ Stable internet
  - ✓ No conflicting antivirus
- 

## What happens after successful setup?


Once installation  +1888 754 6002 completes:

- ✓ Antivirus activates
  - 🛡️ Real-time protection starts
  -  Updates begin automatically
  -  Subscription activates
- 

## What if setup still doesn't respond?

Try these advanced steps:

---

###  +1888 754 6002  Run system file check (Windows)

- Open Command Prompt
  - Run: `sfc /scannow`
- 

## Install in Safe Mode (advanced)

- Boot into Safe Mode
  - Run installer
- 



 +1888 754 6002 Contact Trend Micro support


Provide:


- Error message
  - System details
  - Screenshot
- 

 Could this be a system compatibility issue?

Sometimes.


Setup may fail if:

- OS version not supported
- System  +1888 754 6002 requirements not met

 Check compatibility before installing.

---


 Tips to avoid setup issues

- Always download from official website
  - Keep system updated
  - Remove old antivirus before  +1888 754 6002 installing
  - Avoid multitasking during setup
- 

 People Also Ask (FAQs)

1 Why is Trend Micro setup stuck on not responding?



Usually due to antivirus conflicts, low  +1888 754 6002 resources, or corrupted installer.

---

## 2 How do I force close Trend Micro setup?

Open Task Manager → End the setup process → Restart and try again.

---

###  +1888 754 6002 3 Can antivirus conflict cause installation issues?

Yes, it's one of the most common causes.

---

## 4 Should I reinstall Trend Micro?

Yes, especially if the installer is  +1888 754 6002 corrupted.


---

## 5 Does internet affect installation?

Yes, Trend Micro may require online access during setup.

---

## 6 Can I install Trend Micro in Safe Mode?

Yes, this can  +1888 754 6002 bypass system conflicts.

---

## 7 Why does setup freeze halfway?



Usually due to background apps or connection issues.

---

## 8 Will restarting fix the issue?

Often yes—it clears temporary  +1888 754 6002 system glitches.

---


## 9 Is this a serious problem?


No, it's usually minor and fixable quickly.



---



## Final Thoughts

If Trend Micro setup is not responding, don't worry—it's  +1888 754 6002 a common issue with simple solutions. Most users fix it by restarting, running as admin, or downloading a fresh installer.

The key is removing conflicts and  +1888 754 6002 giving the installer a clean environment to run.

 Next step: Restart your system now, run the installer as administrator, and try the setup again for  +1888 754 6002 a smooth installation.

