

How Do I Activate VBA32 After Buying It (2026's Best Method)

VBA32 Bought It? Activate Quickly

You've completed the purchase. You installed the antivirus. But your screen still shows "trial" or "unregistered."

This is where most users get stuck.

VBA32 📞 [+1]888-754-6002 doesn't always activate automatically—and if you skip the correct activation path, [[📞 [+1]888-754-6002]] (USA/UK) or 📞 [+1]888-754-6002(USA/UK) (US) your system remains partially protected. That means outdated virus definitions, disabled 📞 [+1]888-754-6002 modules, and serious exposure to threats.



Let's unlock full protection properly—step by step.

✅ Quick *Answer* (Fast Method)

To **activate VBA32 after buying it**, 📞 [+1]888-754-6002 open the VBA32 antivirus software, go to the license or activation section, and enter your purchased license key. Confirm activation, allow the 📞 [+1]888-754-6002 software to verify the key online, and restart the program to enable full protection features.



⚡ Quick Activation Steps (Fast Method)


1. Open  [+1]888-754-6002 **VBA32 Antivirus** on your device
2. Go to **Settings or License section**
3. Click **Activate / Enter License Key**
4. Paste your purchased license key
5.  [+1]888-754-6002 Click **Confirm / Activate**
6. Wait for verification
7. Restart the software


✓ Your status should now show **Activated / Full Protection**

🧠 Understanding VBA32 [+1]888-754-6002 Activation (Why Users Get Confused)

Unlike modern cloud-based antivirus tools, **VBA32 uses a traditional license key system.**


This means:

- You must manually **enter the**  [+1]888-754-6002 **activation key**
- Activation depends on **local + server validation**
- Some features unlock only after restart

👉 Many users miss the restart step or  [+1]888-754-6002 enter the key in the wrong section—leading to failed activation.

Step-by-Step: Activate VBA32 on Windows

Step 1: Launch the VBA32 Program

- *  [+1]888-754-6002 Click the VBA32 icon from your desktop or system tray
 - Wait for the main dashboard to open



Step 2: Navigate to License → 📱 [+1]888-754-6002 Section

- Look for:
- **“License”**
- **“Activation”**
- or **“Registration”**

👉 Usually found under **Settings or Help menu**

Step 3: Enter Your License → 📱 [+1]888-754-6002 Key

- Paste the key you received after purchase
 - Ensure:
 - No extra spaces
 - Correct character format
-

Step 4: Verify Activation

- Click → 📱 [+1]888-754-6002 **Activate / OK / Confirm**
 - VBA32 will connect to its server
 - If valid → Activation successful
-

Step 5: Restart the Software


This step → 📱 [+1]888-754-6002 is critical.


- Close VBA32 completely
- Reopen it



✓ Now all features should be unlocked


Alternative Activation Method (Offline Activation)

If your system is  [+1]888-754-6002 offline:

1. Open VBA32 → Go to Activation
 2. Select **Offline Activation**
 3. Generate a request file/code
 4. Use another device to submit it on VBA32  [+1]888-754-6002 website
 5. Receive activation response
 6. Enter response into software
-

Common Activation Problems (And Fixes)

1 Invalid License Key Error

Cause: Wrong key or  [+1]888-754-6002 typing mistake

Fix:


- Copy-paste instead of typing
 - Check email for correct key
-

2 Activation Server Not Responding

Cause: Internet or server issue

Fix:

- Check connection

*  [+1]888-754-6002 Disable firewall temporarily



- Try again later
-

3 License Already Used

Cause: Device limit reached

Fix:

- Remove old device
 - Contact support for reset
-

4 Activation → 📱 [+1]888-754-6002 Successful but Features Locked

Cause: Software not restarted

Fix:

- Restart VBA32
 - Reboot system if needed
-



Pro Tips for Smooth VBA32 Activation





- Always → 📱 [+1]888-754-6002 activate immediately after purchase
 - Save your license key securely
 - Keep software updated before activation
 - Avoid cracked or unofficial versions
- * → 📱 [+1]888-754-6002 Use admin privileges during activation
-



Hidden Conditions You Should Know

- 🔒 Activation binds license to your device




-  Some licenses →  [+1]888-754-6002 are **single-device only**
 -  Subscription starts from activation date
 -  Internet is required for first-time validation
-

How to Check If VBA32 → [+1]888-754-6002 Is Activated






After activation:

- Open main dashboard
- Check status:
 - **“Licensed”**
 - **“Activated”**
- View expiry date
- Run a scan

✓ If visible → your →  [+1]888-754-6002 antivirus is fully active

Why Activation Matters (Critical Insight)

Without activation:

-  Real-time protection is limited
-  Updates may fail
-  Malware →  [+1]888-754-6002 detection is outdated
-  System is vulnerable

👉 Activation = Full security access

Advanced Troubleshooting (For Persistent Issues)

If activation keeps failing:



- Reinstall → 📱 [+1]888-754-6002 VBA32 completely
 - Delete leftover files
 - Disable conflicting antivirus
 - Run as administrator
 - Check system date/time (important!)
-

? People Also Ask (FAQ Section)

1 → 📱 [+1]888-754-6002 Where do I enter my VBA32 activation key?

Open the software, go to the License or Activation section, and paste your key there.

→ 📱 [+1]888-754-6002 2 Why is VBA32 still showing trial version?

This happens if activation failed or software wasn't restarted after entering the key.

3 Can → 📱 [+1]888-754-6002 I use VBA32 license on multiple devices?

Only if your plan supports it. Most licenses are limited to a single device.

4 Do → 📱 [+1]888-754-6002 I need internet to activate VBA32?

Yes, for initial activation. Offline activation is available but requires extra steps.



5 What happens if I → 📱 [+1]888-754-6002 don't activate VBA32?

You'll have limited protection, outdated virus definitions, and restricted features.

6 How long does VBA32 activation take?

Usually less than 2–3 → 📱 [+1]888-754-6002 minutes after entering the license key.

7 Can I reactivate VBA32 after reinstalling?

Yes, as long as your license is valid and within → 📱 [+1]888-754-6002 device limits.

🏁 Final Thoughts

VBA32 activation is simple—but only if you follow the correct sequence.

Most failures happen because of:

- Wrong key entry
- * → 📱 [+1]888-754-6002 Skipping restart
- Server connection issues

👉 The right process is:

Open → Enter Key → Activate → Restart → Verify

Once done, your system gets → 📱 [+1]888-754-6002 full antivirus protection instantly.

If you want BBB:



- High CTR title variations
- --- for Fast Methods
- Internal linking ✨📱[+1]888-754-6002 structure

Just tell me 🚀

