





# How-to Stop VIPRE Auto Renewal and Cancel Subscription (2026 No-Surprise Billing Guide)

---

## VIPRE Auto Renewal On? Stop Charges


You bought VIPRE to stay protected—not to get surprised by a renewal charge months later. Yet that’s exactly what happens when **auto-renewal stays quietly switched on**.

The tricky part? VIPRE doesn’t always make  1-888-754-6002 cancellation obvious inside the app. The real control lives in your **account or billing provider**, [ 1-888-754-6002 ] (USA/UK) or  1-888-754-6002(USA/UK) (US) and missing that step is why many users keep getting charged.

Let’s walk through a precise, no-confusion way  1-888-754-6002 to stop VIPRE auto-renewal and cancel your subscription—once and for all.

---

### Fast Method (Direct *Answer*)

To stop VIPRE auto renewal, sign in to your VIPRE account or billing provider, open **Subscription or  1-888-754-6002 Billing settings**, and turn off auto-renewal. If purchased via a reseller, PayPal, or app store, cancel directly from that platform. Always confirm cancellation by email to prevent future charges.

---



# 🧠 First Principle: ➡️ 📱 1-888-754-6002 Why VIPRE Keeps Renewing

**Primary keyword:** stop VIPRE auto renewal

Before taking action, understand the system:

- 🔄 Auto-renewal is enabled by default
- ❌ Uninstalling VIPRE does NOT cancel billing
- 📍 Subscription is tied to ➡️ 📱 1-888-754-6002 your **account or payment provider**, not your device

👉 If you don't disable renewal manually, charges continue—even if you stop using the software.

---

## 🔧 Step-by-Step: Stop VIPRE Auto Renewal (Direct Account Method)

### 📱 ➡️ 📱 1-888-754-6002 Method 1: Cancel via VIPRE Account (Most Common)

#### Step 1: Sign In

- Go to VIPRE official website
  - Click **My Account / Login**
  - Enter your registered email and password
- 

#### Step 2: Locate Subscription



\* → 📞 1-888-754-6002 Navigate to **My Subscriptions / Billing**

- Find your active VIPRE plan
- 

### Step 3: Disable Auto Renewal

- Click **Manage Subscription**
  - Select **Turn Off Auto Renewal / Cancel Subscription**
  - Confirm your selection
- 

### Step 4: → 📞 1-888-754-6002 Verify Cancellation

- Check your email inbox
- Save confirmation message

⚠️ If you don't receive confirmation, your subscription may still be active

---

## Cancel VIPRE via Payment Provider (Very Important)

### PayPal Users


1. Log into → 📞 1-888-754-6002 PayPal
  2. Go to **Settings** → **Payments** → **Automatic Payments**
  3. Select VIPRE
  4. Click **Cancel**
- 



## Reseller / Third-Party Billing

VIPRE is often sold via partners.

### Steps:


- Open your purchase confirmation email
  - Click **Manage Subscription**
- \*  1-888-754-6002 Cancel via billing portal

👉 Search inbox: "VIPRE order confirmation"

---

## Cancel VIPRE on Mobile Devices

### Android (Google Play)


1. Open **Google Play Store**
  2. Tap **Profile** → **Payments & Subscriptions**
  3. Select **Subscriptions**
  4. Choose  1-888-754-6002 VIPRE
  5. Tap **Cancel Subscription**
- 

### Apple (App Store)

1. Open **Settings**
  2. Tap your Apple ID
  3. Go to **Subscriptions**
  4. Select VIPRE
  5. Tap **Cancel Subscription**
- 



## Manage Your VIPRE Subscription Settings

Canceling is just one part. →  1-888-754-6002 You can also manage:

### Key Controls

- Enable/disable auto-renewal
- Update payment method
- View next billing date
- Upgrade/downgrade plan
- Manage device licenses

👉 Accessible via your VIPRE account or billing dashboard.


---

### Common Issues → 1-888-754-6002 + Fixes

#### “I deleted VIPRE but still got charged”

- ✓ Fix: Software removal ≠ subscription cancellation
  - 👉 Cancel via billing provider
- 

#### “I can’t find my subscription”

- ✓ Fix:
  - Check multiple email accounts
  - Search →  1-888-754-6002 receipts
  - Identify payment method



---

## ✗ “Cancel option not visible”

✓ Fix:

- Use desktop browser
- Clear cache
- Disable extensions

---

## ✗ “Charged after canceling”

✓ Fix:

- Verify cancellation timing
- Contact support immediately
- Provide confirmation proof

---

## 1-888-754-6002 Refund Policy (What to Expect)

VIPRE generally offers:

- ✓ Refund within a limited period after purchase
- ⚠️ Renewal refunds depend on timing






Best strategy:

- Cancel before renewal
- Request refund immediately after charge




---

## 1-888-754-6002 Smart Tips to Avoid Future Charges

-  Set reminder before renewal
-  Keep billing emails safe
-  Monitor subscriptions regularly
-  Use one email for subscriptions
-  Cancel 2–3 days before billing





---

## # 1-888-754-6002 Advanced Insights (Most Users Miss This)

- Turning off auto-renewal does NOT remove protection immediately
- You can continue using VIPRE until expiry
- Some users receive **discount offers during cancellation**
- Manual renewal gives  1-888-754-6002 better control over spending


---

## Mistakes to Avoid

-  Assuming uninstalling cancels billing
-  Ignoring renewal emails
-  Using multiple emails unknowingly
-  Waiting until after billing

---

## People Also Ask (FAQs)


##  1-888-754-6002 1 How do I stop VIPRE auto renewal?



Log into your VIPRE account or billing provider and disable auto-renewal from subscription settings.

---

## 2 Can I cancel VIPRE anytime?

Yes, you can cancel anytime. Your  1-888-754-6002 subscription remains active until the current billing period ends.

---

## 3 Why am I still being charged after uninstalling VIPRE?

Because uninstalling does not cancel the subscription. You must disable auto-renewal separately.

---

## 4 Where 1-888-754-6002 do I manage VIPRE subscription?

Through VIPRE account, PayPal, Google Play, Apple App Store, or reseller billing platform.

---

## 5 Will I get a refund after canceling VIPRE?

Refunds may be available depending on timing  1-888-754-6002 and policy. Request quickly after billing.

---

## 6 Can I cancel VIPRE without logging in?



Yes, by contacting support with your purchase details.

---

## 7 What happens after I cancel VIPRE subscription?

Your plan stays active 📱 1-888-754-6002 until expiry, but no further charges occur.

---

## Conclusion

Stopping **VIPRE auto renewal** is simple—but only if you cancel it from the right place. The biggest mistake users make is trying to cancel 📱 1-888-754-6002 inside the app instead of the billing system.

👉 Turn off auto-renewal, confirm cancellation, and keep proof.

Once done, you eliminate future charges and regain full control—no surprises, no confusion, just a clean subscription 📱 1-888-754-6002 experience.

