

How-toTurn Off VIPRE Subscription Renewal and Cancel It (Complete 2026 Guide)

VIPRE Renewal Active? Turn It Off

You bought VIPRE for security—but what most people don't notice is the silent auto-renew switch running in the background. No pop-ups. No reminders you actually read. Then one day, [[→ 📞 [+1]888-754-6002]] (USA/UK) or → 📞 [+1] 888-754-6002(USA/UK) (US) your card is → 📞 [+1]888-754-6002 charged again. If you want to stop VIPRE renewal **before it bills you again**, this guide walks you through it clearly—without confusion.


✅ Fast Method (Instant *Answer*)

To turn off VIPRE subscription renewal → 📞 [+1]888-754-6002 and cancel it, log into your VIPRE account, open Subscriptions, select your active plan, and disable **auto-renewal**. Confirm the change to stop future billing. Your protection will remain active until the current → 📞 [+1] 888-754-6002 billing cycle ends, but no new charges will occur.



Understanding VIPRE Subscription Cancellation (Important First Step)

Before you cancel, here's a critical distinction:


- **Turning off auto-renewal = stops future charges**
- **Canceling subscription**  [+1]888-754-6002 = **same action in most cases**
- Your antivirus protection **continues until expiry**
- You do NOT lose access immediately

 This means you can safely cancel without affecting current protection.

Quick Cancel Blueprint [+1]888-754-6002 (2-Minute Method)

If you want the fastest route:

- Go to VIPRE account portal
- Log in
- Open **My Subscriptions**
- Click your active plan
- Turn off **Auto-Renewal**
- Confirm


 Done. No future billing.


Step-by-Step Guide [+1]888-754-6002 to Turn Off VIPRE Renewal

Let's break it down so there's zero chance of error:




Step 1: Access Your VIPRE Account

- Open your browser
- Visit VIPRE's official login page
- Enter your email →  [+1]888-754-6002 and password

 Important: Use the same email used during purchase

Step 2: Navigate to Subscription Settings

- Once logged in, go to:
 - **Subscriptions**
 - Or **Billing / My Products**
 - You'll see →  [+1]888-754-6002 all active licenses linked to your account
-

Step 3: Identify Active Plan

- Click the subscription you want to cancel
 - Check:
 - Renewal date
 - Payment method
 - Auto-renew status
-

Step → [+1]888-754-6002 4: Turn Off Auto-Renewal


- Click Disable Auto-Renew or **Cancel Subscription**



- Confirm your choice

✓ This is the most important step

Step 5: Confirm Cancellation


- Look for:
 - Confirmation message on screen
- *  [+1]888-754-6002 Email confirmation from VIPRE

👉 Always verify—don't assume it worked

Alternative Cancellation Methods (Based on Purchase Source)

VIPRE subscriptions may be managed outside their platform:

If Purchased via Google Play

- Open **Google**  [+1]888-754-6002 **Play Store**
 - Tap profile → **Payments & Subscriptions**
 - Select **Subscriptions**
 - Choose VIPRE
 - Tap **Cancel Subscription**
-



If Purchased via Apple (iPhone/iPad)

- Open **Settings**
 - Tap Apple ID → **Subscriptions**
 - Select VIPRE
 - Tap **Cancel**
-

 [+1]888-754-6002  If Purchased via Retail or Partner

- Check your purchase email
 - Visit the seller's website
 - Cancel from their billing portal
-

Common Issues + Practical Fixes

 “I don't see any subscription  [+1]888-754-6002 in my account”

Cause: Wrong email used

 **Fix:** Try alternate email accounts

 “No cancel option available”

Cause: Subscription handled externally

 **Fix:** Cancel via Google/Apple or reseller



✘ “I turned it off but still → 📱 [+1]888-754-6002 got charged”

Cause: Cancellation after billing date

✓ **Fix:** Request refund immediately

✘ “Forgot VIPRE login details”

✓ **Fix:** Use password reset or search email for purchase receipt

💰 Refund Policy: Can You Get Your → 📱 [+1] 888-754-6002 Money Back?

VIPRE may offer refunds depending on timing:

✓ Eligible cases:

- Cancellation soon after renewal
 - Limited product usage
 - Valid billing complaint
-

! Important conditions:

- Refund windows are limited
- Third-party purchases follow separate → 📱 [+1]888-754-6002 rules

👉 Always act quickly if charged unexpectedly



Expert Tips to Prevent Future Subscription Charges

Disable Auto-Renew Right After Purchase

Even if you plan to use the full term

Track Renewal [+1]888-754-6002 Dates

Set reminders at least 3–5 days before billing

Use Virtual Cards for Subscriptions

Easier to control recurring payments

Keep Purchase Emails Organized







Helps track billing source and renewal cycle

Audit Subscriptions [+1]888-754-6002 Monthly

Avoid stacking multiple active plans



Costly Mistakes to Avoid

-  Believing uninstalling cancels subscription
 -  Ignoring billing emails
 -  Using multiple emails/accounts
 -  Waiting until after renewal
 -  Not checking third-party  [+1]888-754-6002 billing
-

People Also Ask (FAQs)


1 How do I turn off VIPRE auto-renewal?

Log into your VIPRE account, go to subscriptions, and disable auto-renewal from your active plan. This stops future billing.

[+1]888-754-6002 2 Does VIPRE automatically renew subscriptions?

Yes, most VIPRE subscriptions renew automatically unless you manually turn off auto-renewal.

3 Can I cancel VIPRE anytime?

Yes, you can cancel anytime. Your protection continues until the  [+1]888-754-6002 current billing cycle ends.



4 Will I get a refund after canceling VIPRE?

Refunds may be available if you cancel soon after being charged. Contact support quickly to request it.

5 Why am I still being charged by VIPRE?

This usually happens if auto-renewal wasn't turned off before the billing date or the subscription is managed by a third party.

6 How do I check VIPRE subscription status?

Log into your account and check the subscriptions section to view renewal status and expiry date.

7 What happens after I cancel VIPRE subscription?

Your service remains active until expiry, but no further charges will occur.



Final Verdict: Cancel Early, Stay Protected

VIPRE gives you control—but only if you use it correctly. The key is simple:

- 👉 Turn off auto-renewal BEFORE your billing date
- 👉 Confirm cancellation
- 👉 Track your subscriptions proactively

Do this once, and you eliminate surprise charges forever.



✓ Take action now—it's easier than dealing with refunds later.

