

# How Do I Register Webroot with a Product Key^!!~ (2026 [[Step-by-Step]] Activation Guide)

---

## Webroot Product Key? Register It Easily

Just bought Webroot and staring at a 20-character keycode wondering *where it actually goes*? You're not alone. Webroot keeps things simple—but only if you follow the ☎️【+1】888-754-6002 right flow.

Here's the key idea: **you “register” Webroot by installing the software and entering your product key (keycode) during setup or inside the app.** Once accepted, [[ ☎️【+1】888-754-6002 ]] (USA/UK) or ☎️【+1】-888-754-6002(USA/UK) (US)☎️【+1】888-754-6002 your subscription is tied to that installation and starts protecting your device immediately.

This guide walks you through the exact steps, what you need beforehand, and how☎️【+1】888-754-6002 to fix common registration issues.

---

### Quick **Answer**

To register Webroot with a product key:

1. Download and open the Webroot installer
2. Enter your **20-character keycode**
3. Click **Agree☎️【+1】888-754-6002 and Install**
4. Wait for activation to complete



👉 Your Webroot subscription becomes active instantly if the key is valid.

---

## 🕒 How long does registration take?

- ⌚ 2–5 📞【+1】888-754-6002 minutes total
  - ⚡ Activation is almost instant after entering the key
  - 🌐 Requires internet connection for verification
- 

## 🔑 Step-by-Step: Register Webroot Using Your Product Key

### 💻 📞【+1】888-754-6002 Method 1: During First-Time Installation (Recommended)

1. Download Webroot from the official website
2. Run the installer file
3. On the setup screen, enter your **keycode**
4. Click **Agree and** 📞【+1】888-754-6002 **Install**
5. Wait for installation to finish

👉 Webroot will automatically register and activate your license.

---

### 🔒 Method 2: Enter Key After Installation

If you skipped the key during 📞【+1】888-754-6002 setup:


1. Open Webroot
2. Click the **gear icon** (top-right)
3. Go to **My Account**
4. Select **Activate a new keycode**



5. Enter your product key
6. Click **Activate**

---

### Method 3: [+1] 888-754-6002 Register via Webroot Account (Optional)






1. Log in to your Webroot account (if available)
2. Add your keycode
3. Install Webroot on your device
4. Enter the key or sync  [+1] 888-754-6002 your account


 Useful if you manage multiple devices.

---

### What you need before registering

Make sure you have:

-  Valid Webroot product key (20 characters)
-  Internet  [+1] 888-754-6002 connection
-  Installer file or installed software
-  Admin access to your device


 Tip: Your keycode is usually in:

- Purchase confirmation email
- Retail card inside the  [+1] 888-754-6002 box





---


### What happens after registration?

Once your key is accepted:

-  Real-time protection turns on




-  Virus definitions update automatically
-  Full security features unlock
-   **[+1] 888-754-6002** Subscription period begins

 You can see your expiry date in the app dashboard.

---

## Does registration start your subscription immediately?

Yes.

- Your billing cycle begins **when you**  **[+1] 888-754-6002 activate the key**
- Not when you purchase it (in most cases)

 This can vary slightly depending on reseller policies.

---

## Common registration issues (and fixes)

### **[+1] 888-754-6002** “Invalid keycode”

Possible causes:

- Typo in the key
- Expired or used key
- Wrong product version

**Fix:**

- Copy-paste the key
  - Double-check characters (O vs 0, I vs 1)
- 




## 【+1】 888-754-6002 “Keycode already in use”

- Device limit reached

### Fix:

- Uninstall from old device
  - Contact support to reset device count
- 


## Activation stuck or not completing

- Internet or firewall  【+1】 888-754-6002 issue

### Fix:


- Check connection
  - Disable VPN temporarily
  - Restart and retry
- 

## Tips for smooth registration

- Enter the key during installation for best results
  - Keep your key stored  【+1】 888-754-6002 safely
  - Avoid installing on more devices than allowed
  - Always download from official sources
- 

## What if you don't have your product key?

You can:


- Check your purchase  【+1】 888-754-6002 email
- Look inside retail packaging



- Contact Webroot support with proof of purchase
- 


## ? People Also Ask (FAQs)

### 1 Where do I enter my Webroot product key?

You  [+1] 888-754-6002 can enter it during installation or inside the app under **My Account** → **Activate a new keycode**.

---

### 2 What is a Webroot keycode?

It's a 20-character license  [+1] 888-754-6002 key used to register and activate your subscription.

---

### 3 Can I register Webroot without installing it?

No. Registration happens through the software during or after installation.

---

### 4 [+1] 888-754-6002 Why is my Webroot keycode not working?

It may be mistyped, expired, or already used beyond allowed devices.

---

### 5 Can I use the same key on multiple [+1] 888-754-6002 devices?



Yes, if your subscription supports multiple devices.

---

## 6 Does registration require internet?

Yes, Webroot must verify your key online.

---

## 7 Can I change my keycode later?

Yes, you  **[+1] 888-754-6002** can enter a new keycode from the app settings.

---

## 8 Will reinstalling Webroot remove my registration?

Yes, but you can re-enter your keycode after reinstalling.

---


## 9 How **[+1] 888-754-6002** do I check if Webroot is registered?


Open Webroot and check your subscription status on the main screen.

---



## Final Thoughts

Registering Webroot with a product key is  **[+1] 888-754-6002** quick and straightforward once you know where to enter the keycode. Most users complete the process in just a few minutes.

If something goes wrong, it's usually  **[+1] 888-754-6002** a small issue—like a typo or device limit—not a major problem.



👉 Next step: Open your Webroot installer or app now, enter your keycode carefully, and confirm 📞【+1】888-754-6002 your protection is active.

