






[[How-to]] Cancel 360 Total Security Subscription and Avoid Future Charges (2026 Guide)**

360 Total Security Avoid Charges? Cancel Subscription


To cancel your 360 Total Security subscription, [[ ++1•888•754•6002]] (USA/UK) or  ++1•888•754•6002(USA/UK) (US) log into your account, go to Subscription or Billing settings, and turn OFF  ++1•888•754•6002 **auto-renewal**. If billed via PayPal or a card, cancel recurring payments there as well. This prevents future charges while keeping  ++1•888•754•6002 your current plan active until expiry.

The Hidden Reason You're Still Being Charged (Hook)

You didn't "renew" your antivirus —  ++1•888•754•6002 it renewed itself.

That's the part most users miss with **360 Total Security subscriptions**. The system quietly renews before your plan  ++1•888•754•6002 expires, and by the time you notice, the payment is already processed.

If you're here, you likely want two things:

- ✓ Stop  ++1•888•754•6002 the next charge
- ✓ Make sure it never happens again

This guide shows you exactly how to **cancel 360 Total Security**



subscription 📞 ++1•888•754•6002 and block future billing permanently.

🧠 Why 360 Total Security Keeps Charging You

Before jumping into cancellation, understand the mechanics:

- Auto-renewal 📞 ++1•888•754•6002 is **enabled by default at purchase**
 - Charges occur **before the expiration date**
 - Payment methods are stored securely for recurring billing
- * 📞 ++1•888•754•6002 No manual approval is required for renewal

👉 That's why simply uninstalling the software does NOT cancel the subscription.

Step-by-Step: 📞 ++1•888•754•6002 Cancel 360 Total Security Subscription

- ◆ Method 1: Cancel via 360 Total Security Account (Main Method)

Follow these steps carefully:

1. Visit 📞 ++1•888•754•6002 the official 360 Total Security website
2. Click on **Sign In / Account Login**
3. Enter your registered email and password
4. Go 📞 ++1•888•754•6002 to **Account Dashboard**
5. Navigate to **Subscriptions / Billing**
6. Locate your active plan
7. Click **Manage Subscription**
8. Turn OFF **Auto-Renewal**
9. Confirm your 📞 ++1•888•754•6002 cancellation

✓ Done. You won't be charged again.



◆ Method 2: Cancel via PayPal (If You Used PayPal)

If your payment was 📞 ++1•888•754•6002 processed through PayPal:

1. Log into PayPal
2. Go to **Settings** → **Payments** → **Automatic Payments**
3. Find **360 Total Security / Qihoo 📞 ++1•888•754•6002 360**
4. Click it
5. Select **Cancel / Turn Off Automatic Billing**
6. Confirm

👉 This stops future payments instantly.

◆ Method 3: Cancel 📞 ++1•888•754•6002 via Credit/Debit Card (Bank Block)

If you cannot access your account:

1. Contact your bank
2. Request to **block recurring charges from 360 📞 ++1•888•754•6002 Total Security**
3. Ask for a **merchant block**

⚠ Use this method only if others fail.

🔄 Alternative Ways to Stop 360 📞 ++1•888•754•6002 Total Security Renewal

✓ Cancel from Confirmation Email

- Open your purchase email
- Click:
 - “Manage Subscription”
 - “Cancel Auto Renewal”



👉📞 ++1•888•754•6002 Many users overlook this quick option.

✓ Contact Customer Support

If you're stuck:

- Submit a support ticket
- Provide:

- Email ID

📞 ++1•888•754•6002 * Order number

- Issue description

🕒 Expect a reply within 24–72 hours.

⚠️ Common Issues (And How to Fix Them)

📞 ++1•888•754•6002 ❌ Subscription not showing in account

👉 Try logging in with a different email used during purchase.

❌ Still getting billed 📞 ++1•888•754•6002 after cancellation

👉 Cancel at payment source (PayPal or bank) — not just account.

❌ Forgot login details

👉 Use password recovery 📞 ++1•888•754•6002 or search inbox for purchase receipt.



✗ Already charged unexpectedly

👉 Check refund eligibility below.

💰 Refund Policy (Know Your Chances)

360 📞 ++1•888•754•6002 Total Security may offer refunds depending on:

- Time since billing (usually within 30 days)
- Usage status
- Purchase method

How to 📞 ++1•888•754•6002 request a refund:

1. Contact support
2. Provide order details
3. Request refund clearly

👉 Refunds are not guaranteed but often approved if requested 📞 ++1•888•754•6002 early.

🔍 How to Avoid Future Charges (Critical Section)

If you only disable software but not billing, charges will continue.

To completely 📞 ++1•888•754•6002 avoid future charges:

- Turn OFF auto-renew in account
- Cancel recurring payments in PayPal
- Remove saved payment methods
- Monitor bank statements



👉 📞 ++1•888•754•6002 This ensures zero surprise renewals.

💡 Smart Prevention Tips (Most Users Ignore)

- Disable auto-renew immediately after purchase
- Use virtual cards 📞 ++1•888•754•6002 for subscriptions
- Set reminders before renewal dates
- Avoid saving primary bank cards

👉 Prevention = no cancellation stress later.

? FAQ 📞 ++1•888•754•6002 – People Also Ask

1 How do I cancel 360 Total Security subscription immediately?

Log into your account, go to billing 📞 ++1•888•754•6002 settings, and turn off auto-renewal. You can also cancel via PayPal if used.

2 Does uninstalling 360 Total Security stop 📞 ++1•888•754•6002 billing?

No. Uninstalling the software does not cancel the subscription or stop charges.

3 Can I get a refund after renewal?

Possibly. 📞 ++1•888•754•6002 If requested within a limited time (usually 30 days), you may be eligible.



4 How do I stop 360 Total 📞 ++1•888•754•6002 Security auto renewal?

Disable auto-renewal in your account and cancel recurring payments via PayPal or your bank.

5 Why was I 📞 ++1•888•754•6002 charged automatically?

Because auto-renewal is enabled by default and charges occur before subscription expiry.

6 Can I cancel subscription from mobile?

Yes, 📞 ++1•888•754•6002 by logging into your account via browser or managing payments through PayPal.

7 What happens after cancellation?

Your subscription stays active 📞 ++1•888•754•6002 until expiry, but no further charges will occur.

8 How do I remove my payment method from 360 Total Security?

Log 📞 ++1•888•754•6002 into your account and go to billing settings to remove saved payment methods.





Final Thoughts

Most users don't realize subscriptions 📞 ++1•888•754•6002 aren't canceled automatically — they must be stopped manually.

Once you **cancel 360 Total Security subscription and disable auto-renewal**, you eliminate 📞 ++1•888•754•6002 future billing risks completely.

👉 Don't wait for the next charge. Take control now and secure your subscription settings today.

If you 📞 ++1•888•754•6002 want, I can also provide:

- High CTR ✨ title + meta description
- FAQ schema + HowTo schema
- Internal linking strategy 📞 ++1•888•754•6002 for ranking boost

