

☆ How to Install and Activate 360 Total Security After Purchase (2026 Complete Setup Guide)

360 Total Security Purchased? Install & Activate Now

Bought 360 Total Security and not sure how to activate it? Here's the quick truth: **360 Total Security activates automatically after installation—no manual license key** 📱 [+1]888-754-6002 is required in most cases. Just install the software, [[📱 [+1] 888-754-6002]] (USA/UK) or 📱 [+1]888-754-6002(USA/UK) (US) sign in (optional), and your protection starts instantly.

🤔 Why Users Get Confused After Purchase

Most people 📱 [+1]888-754-6002 expect antivirus software to behave like traditional paid tools:

- Enter license key
- Click “Activate”
- Unlock premium features

But **360 Total Security works differently**, especially in 2026.

👉 📱 [+1]888-754-6002 Key reasons for confusion:

- It offers a **free version + premium upgrade model**
- Activation is often **account-based (not key-based)**



- Some versions auto-enable features after install

So → 📱 [+1]888-754-6002 users end up searching:

👉 “Where do I enter my 360 Total Security activation code?”

⚡ Step-by-Step: How to Install and Activate 360 Total Security

Step → 📱 [+1]888-754-6002 1: Download Official Setup File

- Visit the official 360 Total Security website
- Click **Download Now**
- Save the installer file to your device

✓ Avoid third-party downloads → 📱 [+1]888-754-6002 to prevent malware.

Step 2: Install the Software

- Double-click the installer
- Click **Install**
- Wait for setup to complete

💡 Installation usually takes 2–5 minutes depending on → 📱 [+1]888-754-6002 system speed.

Step 3: Launch 360 Total Security

- Open the software after installation
- You’ll land on the dashboard

✓ Basic protection is already active at this → 📱 [+1]888-754-6002 stage.



Step 4: Sign In to Your Account (Important for Premium Users)

If you purchased a premium version:

- Click **Sign In / Login**
- Enter your registered → 📱 [+1]888-754-6002 email ID
- Verify your account

👉 Your premium features will **activate automatically** after login.

Step 5: Confirm Activation Status

- Go to **Profile / Account section**
- Check → 📱 [+1]888-754-6002 if it shows:
 - Premium / Pro version active
 - Subscription validity

✓ If yes → Activation successful.

Step 6: Run Initial Full Scan

- Click **Full → 📱 [+1]888-754-6002 Check / Scan**
- Let the system scan for threats

💡 This ensures your device is fully protected from the start.

🔄 **Alternative Activation Methods (If Premium → 📱 [+1]888-754-6002 Not Showing)**



✓ Method 1: Redeem Activation Code (If Provided)

Some purchases include a code:

- Go to account section
 - Click **Redeem Code**
 - Enter activation key
-

✓ → 📱 [+1]888-754-6002 Method 2: Re-login Your Account

Sometimes activation doesn't sync instantly:

- Log out
 - Log back in
 - Restart the app
-

✓ Method 3: Reinstall Software

If activation fails:

- Uninstall → 📱 [+1]888-754-6002 360 Total Security
 - Restart your PC
 - Install latest version again
-

⚠ Common Problems & Quick Fixes

✗ Premium version not activated

✓ Fix:

- Ensure correct email → 📱 [+1]888-754-6002 login



- Check subscription expiry
 - Sync account again
-

✗ Activation code not working

✓ Fix:

- Double-check code spelling
 - Ensure region compatibility
 - Contact official support
-

✗ Software installed → 📱 [+1]888-754-6002 but not protecting

✓ Fix:

- Enable real-time protection manually
 - Run initial scan
 - Update virus definitions
-

✗ Cannot sign in to account

✓ Fix:



- Reset password
 - Check internet → 📱 [+1]888-754-6002 connection
 - Disable VPN temporarily
-




Micro Section: 360 Total Security Activation Not Working (Quick Fix)

If you're facing “**360 Total Security activation not working**”, try this  [+1]888-754-6002 checklist:



- ✓ Update software to latest version
- ✓ Log out and log back in
- ✓ Restart your system
- ✓ Verify subscription status

 In most cases,  [+1]888-754-6002 activation issues are **account sync problems**, not license errors.

Pro Tips to Maximize 360 Total Security After Activation

- ✓ Turn on **real-time protection** +  [+1]888-754-6002 **firewall**
 - ✓ Enable **auto-cleanup features**
 - ✓ Schedule weekly scans
 - ✓ Use system speedup tools for better performance
-

Free vs Premium – What Changes After [+1]888-754-6002 Activation?

Feature	Free Version	Premium Version
Virus Protection	✓ Yes	✓ Advanced
System  [+1]888-754-6002 Cleanup	✓ Basic	✓ Deep Clean
Privacy Protection	✗ Limited	✓ Full
Ad-Free Experience	✗ No	✓  [+1]888-754-6002 Yes



Auto Updates	✓ Yes	✓ Priority
--------------	-------	------------

? Frequently Asked Questions (People Also Ask)

1 Do I need a license key → 📱 [+1]888-754-6002 to activate 360 Total Security?

Not always. Most versions activate automatically after login. A key is only required if provided during purchase.

2 Why is my → 📱 [+1]888-754-6002 360 Total Security not showing premium features?

This usually happens due to account sync issues. Try logging out and logging back in.

3 Can I use → 📱 [+1]888-754-6002 360 Total Security without activation?


Yes. The free version works without activation, but premium features require login or code.

4 How long does 360 Total Security → 📱 [+1]888-754-6002 activation last?


It depends on your subscription plan—usually 1 year or more.



5 Is 360 Total Security safe to install in 2026?

Yes, when downloaded from the  [+1]888-754-6002 official website. Avoid unofficial sources.

6 Can I install 360 Total Security on multiple devices?

Yes, depending on your subscription plan. Check device limits in your  [+1]888-754-6002 account.

7 Why is activation code invalid?

Possible reasons include:

- Expired code
 - Wrong region
 - Typing error
-

8 Does 360 Total Security require internet for activation?

Yes, internet  [+1]888-754-6002 is required for account login and activation sync.

Conclusion (Clear Takeaway)

If you're searching for **how to install and activate 360 Total Security after purchase**,  [+1]888-754-6002 here's the simplified **Answer**:

- 👉 Install the software
- 👉 Log into your account
- 👉 Premium features activate automatically



No complicated steps. No confusing activation screens.

Once set up, you get 📱 [+1]888-754-6002 **instant protection, performance boost, and full system security**—ready in minutes.

If you want BBB:

- **“360 Total Security vs Avast Activation Comparison (🌟 post)”**
- * 📱 [+1]888-754-6002 **“Top Activation Errors + Fix Guide (2026)”**

Just tell me 👍

