






[[How-to]] Cancel Avast and Manage Your Subscription Settings (2026 Complete Guide)**

Avast Manage Subscription? Cancel Easily


To cancel Avast subscription, [[ +1]888-754-6002]] (USA/UK) or  +1]888-754-6002(USA/UK) (US) sign in to your Avast account, go to Subscriptions, select your active plan, and click **“Unsubscribe” or “Turn  +1]888-754-6002 off auto-renewal.”** Confirm the cancellation. You can also manage billing through PayPal, Google Play, or Apple ID depending on how you purchased.

 +1]888-754-6002  “I Already Uninstalled Avast... Why Am I Still Charged?”
(Hook)

That’s the biggest misconception.

Deleting Avast from your device **does NOT cancel your  +1]888-754-6002 subscription.**


And that’s exactly how many users get billed again — silently.

If you want to truly stop charges, you need to **cancel Avast  +1]888-754-6002 subscription properly AND manage your billing settings.**

This guide gives you a clean, no-confusion path to:



- Cancel Avast subscription
- Turn off auto-renewal



- Control  [+1]888-754-6002 your billing settings
 - Avoid future charges permanently
-

Understanding Avast Subscription System (Before You Cancel)

Here's how Avast billing works behind the scenes:



- *  [+1]888-754-6002 Subscriptions are set to **auto-renew by default**
 - Charges are processed **before the expiry date**
 - Payment method remains stored (card / PayPal /  [+1]888-754-6002 app store)
 - Subscription is linked to your Avast account — not your device

 So uninstalling Avast = **no effect on billing**

[+1]888-754-6002 Step-by-Step: How to Cancel Avast Subscription

◆ Method 1: Cancel via Avast Account (Official Way)

Follow these steps precisely:

1. Go to Avast official  [+1]888-754-6002 website
2. Click **Sign In** → **Avast Account**
3. Enter your email and password
4. Navigate to **Subscriptions**
5. Locate your active plan
6. Click **“Unsubscribe”** or  [+1]888-754-6002 **“Manage Subscription”**
7. Turn OFF **Auto-Renewal**
8. Confirm cancellation

 Your subscription will remain active until expiry but will NOT renew.



◆ Method 2: Cancel → 📱 [+1]888-754-6002 Avast Subscription via PayPal

If you used PayPal:

1. Log into your PayPal account
2. Go to **Settings** → **Payments** → **Automatic Payments**
3. Find **Avast** → 📱 [+1]888-754-6002 Software
4. Click on it
5. Select **Cancel / Turn Off Automatic Billing**
6. Confirm

👉 This blocks future charges instantly.

◆ Method 3: Cancel via → 📱 [+1]888-754-6002 Google Play Store (Android Users)

1. Open **Google Play Store**
 2. Tap profile icon → **Payments & Subscriptions**
 3. Select **Subscriptions**
 4. Tap **Avast**
 5. Click **Cancel** - 📱 [+1]888-754-6002 Subscription
 6. Confirm
-


◆ Method 4: Cancel via Apple App Store (iPhone/iPad)

1. Open **Settings**
 2. Tap your Apple ID
 3. Go to **Subscriptions**
 4. Select **Avast**
 5. - 📱 [+1]888-754-6002 Tap **Cancel Subscription**
 6. Confirm
-



How to Manage Avast Subscription Settings (Important)

If you don't want to fully cancel, you can manage settings:

→  [+1]888-754-6002 ✓ Change Auto-Renewal Preferences

- Turn renewal ON/OFF anytime
- Avoid automatic billing

✓ Update Payment Method

- Replace expired card
- Switch to PayPal

✓ → [+1]888-754-6002 Check Renewal Date

- Helps avoid surprise charges

✓ Upgrade/Downgrade Plan

- Adjust features and pricing


👉 These settings are available inside your Avast account →  [+1]888-754-6002 dashboard.


Alternative Ways to Cancel Avast

✓ Cancel via Email Receipt

- Open Avast purchase email
- Click:




- “Manage Subscription”
- “Cancel  [+1]888-754-6002 Renewal”

 Quick and effective method.

✓ Contact Avast Support



If you're unable to cancel:

- Visit Avast support page
- Submit request with:
 - Registered  [+1]888-754-6002 email
 - Order ID
 - Issue description


 Response: usually within 24–48 hours

Common Problems & Quick Fixes

Subscription not visible

  [+1]888-754-6002 You may be using a different email. Try all accounts.

Still charged after cancellation

 Cancel at payment provider (PayPal / bank).



→ 📞 [+1]888-754-6002 ❌ Forgot login credentials

👉 Use password recovery option.

❌ Multiple subscriptions active

👉 Check all accounts and devices.

💰 Refund Policy (Know Before → 📞 [+1]888-754-6002 You Cancel)

Avast generally offers a **30-day money-back guarantee** for most subscriptions.

To request refund:

1. Contact Avast support
2. Provide order details
3. Submit refund → 📞 [+1]888-754-6002 request

👉 Approval depends on eligibility and timing.

🔍 Quick Fix: Turn Off Avast Auto Renewal Fast

If you're in a hurry:

- Log into → 📞 [+1]888-754-6002 Avast account
- Go to subscriptions
- Disable auto-renew
- Confirm



🕒 Takes under 2 minutes.

💡 Pro Tips to Avoid Future Charges

- Turn off auto-renew → 📞 [+1]888-754-6002 immediately after purchase
- Use virtual cards for subscriptions
- Track renewal dates
- Monitor billing emails

👉 These habits prevent unexpected renewals.

? FAQ → 📞 [+1]888-754-6002 People Also Ask

1 How do I cancel Avast subscription immediately?

Log into your Avast account, go to subscriptions, and turn off auto-renewal. → 📞 [+1]888-754-6002 You can also cancel via PayPal or app store.

2 Does uninstalling Avast cancel subscription?

No. Uninstalling Avast does NOT stop billing. You → 📞 [+1]888-754-6002 must cancel manually.

3 Can I get a refund after Avast renewal?

Yes, Avast offers a 30-day refund policy for eligible subscriptions.



4 → 📱 [+1]888-754-6002 How do I stop Avast auto renewal?

Disable auto-renewal in your Avast account or cancel recurring payments via PayPal.

5 Why was I → 📱 [+1]888-754-6002 charged automatically by Avast?

Because auto-renewal is enabled by default and charges occur before subscription expiry.

6 Can I cancel Avast subscription from → 📱 [+1]888-754-6002 mobile?

Yes, through Google Play or Apple App Store if purchased there.

7 What happens after canceling Avast subscription?

Your subscription stays active until → 📱 [+1]888-754-6002 expiry, but no further charges occur.


8 How do I manage Avast billing settings?

Log into your Avast account and go to subscription → 📱 [+1]888-754-6002 settings to update billing preferences.


Final Thoughts



Avast subscriptions are easy to manage — once you know where to look.


The real mistake  [+1]888-754-6002 most users make is assuming uninstalling equals canceling — it doesn't.

 Take control now:

- Cancel Avast subscription
- Turn off auto-renew
- Manage billing  [+1]888-754-6002 settings properly

And you'll never deal with unexpected charges again.

If you want BBB:

- ✨ meta title + description
- FAQ schema  [+1]888-754-6002 (rich results boost)
- Internal linking strategy for higher rankings

