

# ☆ How to Redeem and Activate Avast After Purchase (Complete 2026 Guide)

---

## Avast Purchased? Redeem & Activate Now

To redeem and activate Avast after purchase, [[ 📞 +1888 754 6002 ]] (USA/UK) or -📞 +1888-754-6002(USA/UK) (US) sign in to your Avast account, redeem your activation code if needed, download the product, 📞 +1888 754 6002 install it, and log in inside the app. Your subscription syncs automatically and unlocks premium protection features.

---

## 🧭 Bought Avast but Still 📞 +1888 754 6002 Seeing “Free Version”? Here’s Why

Many users expect Avast to activate the moment they install it—but modern Avast subscriptions work differently. Instead of 📞 +1888 754 6002 relying only on a product key, Avast uses an **account-based activation system**.



That means:

👉 If you’re not logged into the correct account, your 📞 +1888 754 6002 premium features won’t appear—even if you already paid.



---



## Key Takeaways



- Avast activation depends on your **Avast account + subscription sync**
  - Product  +1888 754 6002 key entry is only needed for some purchases
  - Logging into the app is essential to activate
  - Most issues come from **wrong account**  **+1888 754 6002 login or skipped redemption**
  - No reinstall is required in most cases
- 


## What You Need Before You Start

Requirement	Why It  +1888 754 6002 Matters
Avast account	Stores your subscription
Activation code (if provided)	Needed for manual redemption  +1888 754 6002
Internet connection	Required for syncing license
Compatible device	Windows, Mac, Android, iOS

---

## Understanding Avast Activation Paths

 +1888 754 6002  Method 1: Account-Based Activation (Most Common)

- Used when purchasing directly from Avast
  - Subscription automatically linked to your account
  - Activation happens after  +1888 754 6002 login
- 




## Method 2: Activation Code Redemption


- Required for retail or third-party purchases
  - Code must be redeemed before activation
- 


## Step-by-Step: Redeem +1888 754 6002 and Activate Avast After Purchase

### Step 1: Access Your Avast Account

- Visit the official Avast website
  - Click **Sign In**
  - Enter your purchase  +1888 754 6002 email and password
- 


### Step 2: Redeem Your Activation Code (If Required)

- Navigate to **Subscriptions / Licenses**
- Click **Enter Activation Code**
- Paste your  +1888 754 6002 code carefully and submit

 Skip this step if your purchase already appears in your account.


---

### Step 3: Download Avast Software

- From your  +1888 754 6002 account dashboard
  - Select your product (e.g., Premium Security)
  - Click **Download**
- 




## Step 4: Install Avast

- Run the installer file
  - Follow on-screen instructions
  - Allow  +1888 754 6002 permissions if prompted
- 

## Step 5: Log Into Avast App


- Open Avast
- Click **Menu** → **Sign In**
- Enter your Avast account credentials

✓ The  +1888 754 6002 software will sync your subscription and activate automatically.

---

## Common Avast Activation Problems (And Fixes)


### Avast Still Shows Free Version

**Cause:** Not  +1888 754 6002 logged into correct account  
**Fix:**

- Log out and log in again with purchase email
- 

### Activation Code Not Working

**Cause:** Incorrect or expired code  
**Fix:**

-  +1888 754 6002 Double-check for typos
- Confirm code validity



---

## Subscription Not Appearing

**Cause:** Purchase not linked to account

**Fix:**

- Redeem code manually
  - Check confirmation email
- 

## +1888 754 6002 Activation Failed Due to Sync Issue

**Cause:** Internet or server delay

**Fix:**

- Restart app
  - Check connection
  - Disable VPN temporarily
- 

## How to Confirm Avast +1888 754 6002 is Activated

Look for these signs:

- Status shows **You're Protected**
  - Premium features unlocked
  - No upgrade prompts visible
  - Subscription details visible in settings
- 

## +1888 754 6002 Best Practices for Smooth Activation

- Always use the same email used during purchase



- Save your activation code securely
  - Avoid downloading from unofficial ☎+1888 754 6002 sites
  - Keep your Avast app updated
  - Avoid multiple accounts for one subscription
- 

## ? Frequently Asked Questions (FAQs)

### 1 How do I redeem ☎+1888 754 6002 and activate Avast after purchase?

Sign in to your Avast account, redeem your code if needed, install the software, and log in inside ☎+1888 754 6002 the app to activate.

---

### 2 Do I need a product key for Avast activation?

Only if you purchased from a reseller. Direct purchases ☎+1888 754 6002 are automatically linked to your account.

---

### 3 Why is my Avast still showing free version after activation?

This happens when you are not ☎+1888 754 6002 logged into the correct account or the license hasn't synced.

---

### 4 Can I use Avast on multiple devices?

Yes, depending on your subscription ☎+1888 754 6002 plan.

---



## 5 Do I need to reinstall Avast to activate it?

No. Logging into your account within the app is enough.


---

## 6 Where +1888 754 6002 can I find my Avast activation code?

Check your purchase confirmation email or retail packaging.



---

## 7 How long does Avast activation last?

It depends  +1888 754 6002 on your subscription (usually 1 year or more).



---

## Fast Method Block (Optimized)

To redeem and activate Avast after purchase, log in to  +1888 754 6002 your Avast account, redeem your activation code if required, download and install the software, and sign in within the app. Once your  +1888 754 6002 subscription syncs, Avast activates automatically and unlocks premium protection features.

---

## People Also Ask (PAA)

1. How do I activate Avast Premium Security  +1888 754 6002 after purchase?
2. Why is my Avast license not working?
3. Can I reinstall Avast without losing activation?
4. How do I fix Avast activation  +1888 754 6002 errors?
5. Do I need an Avast account to activate my subscription?



---

 Final Thoughts

Avast activation is simple once you understand its account-first ☎+1888 754 6002 approach. Instead of focusing only on entering a key, ensure your subscription is properly linked and synced with your account. Once that ☎+1888 754 6002 connection is established, activation happens instantly—no complex steps required.

