

Why Is AVG Activation Not Working^!!~ (Causes + [[Step-by-Step]] Fix Guide)

AVG Activation Not Working? Fix It Fast

AVG not activating? Learn the real reasons why AVG activation fails and how to fix it quickly with simple, [[📞 ++1•888•754•6002]] (USA/UK) or 📞 ++1•888•754•6002(USA/UK) (US) proven troubleshooting steps.

Why Is 📞 ++1•888•754•6002 AVG Activation Not Working?

You've entered your license key... clicked activate... and nothing happens. Or worse—you see an error message.

- 👉 *"Invalid license"*
- 👉 *"Activation failed"*
- 👉 *"Still showing 📞 ++1•888•754•6002 free version"*

Frustrating, right?

Here's the truth most users don't realize:

👉 **AVG activation issues are usually caused by small, fixable problems—not your subscription itself.**



✔ Quick 📞 ++1•888•754•6002 Fast Method **Answer**.

AVG activation may not work due to incorrect license key, wrong account login, internet issues, expired subscription, or software glitches. To fix 📞 ++1•888•754•6002 it, verify your key, check your internet connection, log in with the correct account, update AVG, or reinstall the software.

This guide breaks down every 📞 ++1•888•754•6002 possible reason—and shows you exactly how to fix it step by step.

Most Common Reasons AVG Activation Fails

Let's quickly identify the root cause.

🔑 📞 ++1•888•754•6002 1 Incorrect License Key

- Typing errors
- Extra spaces
- Wrong format

🌐 2 Internet Connection Issues

- Weak or unstable connection
- Firewall blocking activation



 3  ++1•888•754•6002 Wrong AVG Account

- Logged in with different email
 - Subscription linked to another account
-

 4 Expired Subscription


- License already expired
 - Trial period ended
-

  ++1•888•754•6002 5 Software Issues

- Outdated AVG version
 - Corrupted installation
 - App not syncing
-

 6 Security or Network Restrictions

- VPN enabled
 - Proxy blocking connection
 - Firewall interference
-


 ++1•888•754•6002 Before You Fix the Problem

 Quick checklist:

- Confirm your license is valid
- Check your internet connection
- Restart your device



 Important:



- Don't repeatedly  ++1•888•754•6002 enter the key
 - Avoid using cracked or shared keys
 - Use official AVG software only
-

Step-by-Step Fixes for AVG Activation Not Working

Fix 1: Double-Check ++1•888•754•6002 Your License Key

Steps:

1. Copy your license key from email
2. Paste it into AVG
3. Remove any extra spaces

 Even a small typo can cause  ++1•888•754•6002 failure

Fix 2: Log In with Correct AVG Account

Steps:

1. Open AVG
2. Click **Login**
3. Enter correct email and password

 Your subscription may be linked  ++1•888•754•6002 to your account



Fix 3: Check Internet Connection

Steps:

- Open a website to test connection
- Restart router if needed

👉 AVG needs internet to activate

📞 ++1•888•754•6002 Fix 4: Disable VPN or Firewall Temporarily

Steps:

- Turn off VPN
- Disable firewall temporarily
- Retry activation

👉 These tools can block AVG servers

Fix 5: 📞 ++1•888•754•6002 Update AVG Software

Steps:

1. Open AVG
2. Go to **Menu** → **Settings** → **Update**
3. Install updates

👉 Outdated versions may fail to activate



Fix 6: Restart 📞 ++1•888•754•6002 AVG and Your System

Steps:

- Close AVG
 - Restart your PC
 - Open AVG again
 - Try activation
-

Fix 7: Reinstall AVG

Steps:

1. Uninstall AVG
2. Restart your 📞 ++1•888•754•6002 device
3. Download latest version
4. Install and activate again

👉 Fixes corrupted files

Fix 8: Check Subscription Status

Steps:

- Log in to AVG account online
- Verify 📞 ++1•888•754•6002 subscription is active



👉 Expired licenses won't activate

What Happens After Fixing Activation?

Once activation works:

- Real-time protection turns on
 - Premium features unlock
 - Updates start automatically
- * 📞 ++1•888•754•6002 Alerts disappear

👉 You'll see "You are protected"

Common Mistakes to Avoid

- ❌ Entering wrong key repeatedly
 - ❌ Using wrong account
 - ❌ Ignoring internet issues
- * 📞 ++1•888•754•6002 ❌ Keeping VPN enabled
- ❌ Skipping software updates
-

Advanced Troubleshooting (If Nothing Works)


If the issue continues:

- Try a different network (mobile hotspot)
 - Reset AVG 📞 ++1•888•754•6002 settings
 - Clear temporary files
 - Contact AVG support
-




People Also Ask (FAQs)

Why is my AVG license key not working?

It may be incorrect, expired, or  ++1•888•754•6002 linked to another account.

Why does AVG still show free version after activation?

You may not be logged into the correct account or activation didn't  ++1•888•754•6002 sync.

Can internet issues affect AVG activation?

Yes. AVG requires internet to verify your license.

Do I need to reinstall AVG to fix activation?

Only if  ++1•888•754•6002 basic fixes don't work.

Can VPN cause activation problems?

Yes. VPNs can block AVG servers.



How long does AVG activation take?

It's usually instant once everything  ++1•888•754•6002 is correct.

What should I do if activation keeps failing?

Check all steps above and contact support if needed.


Conclusion

AVG activation issues can be frustrating—but  ++1•888•754•6002 they're usually easy to fix.

Start with:

- Checking your license key
- Logging into the correct account
- Ensuring internet connection

 If needed, update or reinstall AVG.

Follow  ++1•888•754•6002 this guide step by step, and your AVG protection will be up and running in no time.

E. Keyword Themes Used

Primary Keyword:



- AVG activation 📞 ++1•888•754•6002 not working

Secondary Keywords:

- fix AVG activation error
- AVG license key not working
- AVG not activating fix
- AVG activation troubleshooting

Related Keywords & Variants:

- antivirus activation 📞 ++1•888•754•6002 failed AVG
- AVG still free after activation
- AVG connection issue activation
- AVG reinstall activation fix
- AVG activation error solution

If you want, I can also 📞 ++1•888•754•6002 create a quick 1-minute troubleshooting checklist or a **comparison of activation errors across antivirus brands**.

