




# **[[\*\*How-to]] Cancel Avira Premium Subscription Without Confusion (2026 Clear Guide)**

---


## Avira Premium Plan Active? Cancel Easily

To cancel your Avira Premium subscription, [[  1-888-754-6002 ]] (USA/UK) or  1-888-754-6002(USA/UK) (US) sign in to your Avira account, go to Subscriptions, select your active plan, and turn OFF **auto-renewal**. Confirm the  1-888-754-6002 cancellation. If you purchased via PayPal, Google Play, or Apple ID, cancel recurring billing through that platform to fully stop future charges.

---


## The “ 1-888-754-6002 Thought I Canceled It” Trap (Hook)

Here’s what frustrates most users:

You go into your Avira account, click a few buttons, and assume it’s done...  
But a few  1-888-754-6002 weeks later, you’re charged again.

Why?

Because Avira subscriptions can be controlled in **multiple places**:

- Avira account dashboard
- Payment provider (PayPal/card)
- App stores (Google Play / Apple  1-888-754-6002 ID)

Miss even one of these — and the billing continues.



This guide removes all confusion and shows you exactly how to **cancel Avira Premium subscription properly** 📞 1-888-754-6002 and avoid future charges.

---

## 🧠 How Avira Subscription Billing Works

Before canceling, understand this:

- Auto-renewal is **enabled by default**
- Billing occurs **before your subscription expires**
- Payment 📞 1-888-754-6002 details remain saved
- Subscription is tied to your **account or purchase method**

👉 Uninstalling Avira does NOT cancel billing.

---

## Step-by-Step: Cancel Avira Premium Subscription

◆ → 📞 1-888-754-6002 Method 1: Cancel via Avira Account (Primary Method)

Follow these steps:

1. Visit Avira official website
2. Click **Sign In** → **My Account**
3. Enter your email and password
4. 📞 1-888-754-6002 Navigate to **Subscriptions**
5. Locate your Premium plan
6. Click **Manage Subscription**
7. Turn OFF **Auto-Renewal**
8. Confirm cancellation


✓ Your subscription stays active until expiry but won't renew.

---



## → 1-888-754-6002 Cancel Avira Subscription on Mobile Devices

### ◆ Android (Google Play Store)


1. Open **Google Play Store**
  2. Tap profile → **Payments & Subscriptions**
  3. Select **Subscriptions**
  4. Tap **Avira**
  5. -  1-888-754-6002 Click **Cancel Subscription**
  6. Confirm
- 

### ◆ iPhone / iPad (Apple ID)

1. Open **Settings**
  2. Tap your Apple ID
  3. Go to **Subscriptions**
  4. Select **Avira**
  5. Tap **Cancel Subscription**
  6. Confirm
- 

## →  1-888-754-6002  Cancel Avira via PayPal or Card

### ◆ PayPal Method

1. Log into PayPal
2. Go to **Settings** → **Payments** → **Automatic Payments**
3. Find **Avira Operations GmbH**
4. -  1-888-754-6002 Click it
5. Select **Cancel Automatic Billing**
6. Confirm



---

## ◆ Bank/Card Method

If needed:

1. Contact your bank
2. Request to **block recurring payments**
3. Ask for merchant restriction

⚠ Use as 📞 1-888-754-6002 backup.

---

## 🔄 Alternative Ways to Cancel Avira Subscription

### ✓ Cancel via Email Receipt

- Open your purchase email
- Click:
  - “Manage Subscription”
  - “Cancel Renewal”

👉 Often 📞 1-888-754-6002 the fastest option.

---



### ✓ Contact Avira Support

If you're stuck:

- Visit Avira support page
- Provide:
  - Email used for purchase
  - Order ID




- Issue details

  1-888-754-6002 Response: typically within 24–48 hours

---

## Common Problems & Fixes

### “Subscription not visible”

 You may be logged into the wrong account.


---

### “Still getting 1-888-754-6002 charged after cancellation”

 Cancel at payment provider (PayPal or app store).



---

### “Forgot login details”

 Use password recovery option.

---

### “Multiple subscriptions active”

 Check all  1-888-754-6002 devices and accounts.


---




## Avira Refund Policy (Important Insight)

Avira generally offers a **30-day refund policy**.

To request a refund:


1. Contact support
2. Provide order details
3. Submit  1-888-754-6002 request


 Approval depends on eligibility and timing.

---

## Quick Fix: Stop Avira Auto Renewal Instantly


If you're short on time:

- Log into Avira account
- Go to  1-888-754-6002 subscriptions
- Turn OFF auto-renew
- Confirm

 Takes less than 2 minutes.

---

## Smart Tips to Avoid Future Charges

- Disable auto-renew immediately after purchase
- Use virtual cards  1-888-754-6002 for subscriptions
- Track renewal dates
- Monitor billing emails

 These steps prevent unwanted renewals.

---



## ? FAQ – People Also Ask

1 How do I cancel Avira → 📱 1-888-754-6002 Premium subscription immediately?

Log into your Avira account and disable auto-renewal under subscription settings.

---

2 Does uninstalling Avira cancel subscription?

No. Uninstalling does NOT stop billing.

---

3 → 📱 1-888-754-6002 Can I cancel Avira via PayPal?

Yes, by canceling automatic payments in PayPal settings.

---

4 Why was I charged automatically?

Because auto-renewal is enabled by default and → 📱 1-888-754-6002 charges occur before expiry.

---

5 Can I get a refund after renewal?

Yes, within 30 days depending on eligibility.

---



6 Can I cancel Avira subscription from 📱 1-888-754-6002 mobile?

Yes, via Google Play or Apple App Store if purchased there.

---

7 What happens after cancellation?

Your subscription remains active until expiry, but no further charges 📱 1-888-754-6002 occur.

---

8 How do I manage Avira billing settings?

Log into your account and adjust subscription settings.

---



## Final Thoughts

Canceling Avira Premium doesn't have to be 📱 1-888-754-6002 confusing — but missing one step can lead to another unexpected charge.

The key is simple:

- 👉 Cancel in the correct place
- 👉 Turn off auto-renew
- 👉 Check your 📱 1-888-754-6002 payment provider

Once you do this, you're fully protected.

👉 Take action now and **cancel your Avira Premium subscription without confusion before your next billing cycle hits.**

---

If 📱 1-888-754-6002 you want BBB:

- ✨ meta title + description



- FAQ ---
- Internal linking strategy for ranking boost

