

# Why Is the Bitdefender Activation Option Grayed Out^!!~ (2026 Fix Guide)

---

## Bitdefender Activation Option Grayed Out? Fix It Now

You open Bitdefender, [[ 📞+1888 754 6002 ]] (USA/UK) or 📞+1888-754-6002(USA/UK) (US) ready to enter your activation code—but the **“Activate” button is grayed out**. You can see it, but you can’t click it.

That moment is frustrating because it feels 📞+1888 754 6002 like you’re blocked from using something you already paid for.

Here’s the important insight:

👉 **A grayed-out activation option in Bitdefender usually means the app is waiting for a condition to be 📞+1888 754 6002 met—like login, internet connection, or account sync.**

It’s rarely a serious issue—and almost always fixable within minutes.

---


### ✅ Quick *Answer*

If Bitdefender activation is grayed out:

- Make sure you’re logged into your 📞+1888 754 6002 Bitdefender account






- Check your internet connection
- Restart the app or your computer
- Update Bitdefender to the latest version
- Verify if your subscription is already active

👉 In most cases, logging in  +1888 754 6002 resolves the issue instantly.

---

## How Long Does It Take to Fix?


-  Simple fix (login/restart): 1–3 minutes
  -  Update or sync issue: 5–10 minutes
  -  Reinstall (rare): 10–20 minutes
- 

##  +1888 754 6002  Why the Bitdefender Activation Option Is Grayed Out

Let's break down the real reasons:

---

### ◆ 1 You're Not Logged Into Bitdefender Central

- Bitdefender requires account login
- Without login, activation is  +1888 754 6002 disabled

👉 This is the most common cause

---

### ◆ 2 Subscription Already Active

- If your account already has an active plan
  - Manual activation option may be disabled
- 



◆ 3 No Internet 📞 +1888 754 6002 Connection

- Activation requires server verification
  - Offline mode disables the button
- 

◆ 4 Software Not Fully Loaded or Synced

- App may still be initializing
  - Sync delay with servers
- 

◆ 5 Outdated 📞 +1888 754 6002 Bitdefender Version

- Older versions may disable certain options
- 

◆ 6 Limited Permissions

- App not running as administrator
  - Some features restricted
- 

◆ 7 UI Glitch or Temporary Bug

- Minor software glitch

\* 📞 +1888 754 6002 Happens occasionally after updates

---



## Step-by-Step: Fix Grayed-Out Activation Option

Follow this exact sequence:

---

### ◆ Step 1: Log Into Your Bitdefender Account

- Open Bitdefender
- Click **Sign In**
- Enter your account credentials

 +1888 754 6002 This often unlocks the activation option immediately

---

### ◆ Step 2: Check Internet Connection

- Ensure stable connection
  - Try switching networks
- 

### ◆ Step 3: Restart Bitdefender

- Close the app completely
  - Reopen it
- 

###  +1888 754 6002 ◆ Step 4: Restart Your Computer


- Clears temporary glitches
- 



#### ◆ Step 5: Update Bitdefender

- Install latest updates
  - Restart app
- 


#### ◆ Step 6: Run as Administrator

- Right-click Bitdefender
  - Select **Run as**  **+1888 754 6002 administrator**
- 




#### ◆ Step 7: Check Subscription Status

- Log into Bitdefender Central
  - Confirm:
    - Active subscription
    - Correct account
- 

#### ◆ Step 8: Reinstall Bitdefender (Last Option)

- Uninstall current version
  - Download fresh  +1888 754 6002 installer
  - Install and log in again
- 

### What You Need Before Fixing

-  Bitdefender account login
-  Internet connection
-  Admin access



- ✓ Latest software version
- 

## ⚠ Signs It's Not 📞 +1888 754 6002 a Serious Issue

- Activation button appears after restart
- Works after login
- No error messages

👉 Usually just a temporary condition

---

## 💰 Can This Affect Your Subscription?

No.

- Your license remains valid
  - This 📞 +1888 754 6002 is only a UI or sync issue
  - Fixing it restores access instantly
- 

## ↻ What Happens After Fixing It?

Once resolved:

- Activation option becomes clickable
  - You can enter your key or log 📞 +1888 754 6002 in
  - Subscription syncs properly
  - Full protection activates
- 




## Tips to Prevent This Issue

- Stay logged into your account
  - Keep Bitdefender updated
  - Use stable internet connection
  - Avoid frequent reinstallations
- 

## What +1888 754 6002 If the Activation Option Is Still Grayed Out?

Try these:

- Log out and log back in
  - Check for system updates
  - Contact Bitdefender support
  - Provide:
    - Screenshot
    - Account details
    - Device  +1888 754 6002 info
- 

## People Also Ask (FAQs)

### 1 Why can't I click the activation button in Bitdefender?

Usually because you're not logged in or the app hasn't synced with your account.

---

### 2 +1888 754 6002 Does Bitdefender require login before activation?



Yes. Most activation features depend on your account login.

---

### 3 Can internet issues cause activation to be disabled?

Yes. Without internet, the activation option may be  +1888 754 6002 grayed out.


---

### 4 What if my subscription is already active?

The activation option may be disabled because it's not needed.

---

### 5 Is this a software bug?

Sometimes, but usually it's a temporary  +1888 754 6002 glitch that resolves with a restart.

---

### 6 Should I reinstall Bitdefender to fix this?

Only if other fixes don't work.

---

### 7 Can permissions affect activation?

Yes. Running as administrator can fix restricted  +1888 754 6002 access issues.

---




8 Will I lose my license if this happens?

No. Your subscription remains safe.

---



## Final Thoughts

A grayed-out activation option in Bitdefender might look like a serious problem—but it's  +1888 754 6002 usually just the software waiting for login, connection, or sync.

 The simple fix path:

**Log in → check internet → restart → update.**

Follow these steps, and you'll unlock the activation option  +1888 754 6002 in minutes.

---

If you want, I can help you **diagnose your exact Bitdefender screen and give you a precise fix based on what you're seeing.**

