

How ✨ to Redeem and Activate Bitdefender After Purchase (Complete 2026 Setup Guide)

Bitdefender Purchased? Redeem & Activate Now

Here's a critical reality most users overlook: **buying Bitdefender doesn't automatically protect your device.** Until you properly redeem your code and activate the software, [[📞(+1)888 754 6002]] (USA/UK) or 📞(+1)888-754-6002(USA/UK) (US) your system may still be exposed to threats. 📞(+1)888 754 6002 Many users install it but skip redemption—resulting in inactive or trial mode protection. Let's make sure you're actually secure.

✅ Fast Method (Quick *Answer*)

To redeem and activate Bitdefender after purchase, log in 📞(+1)888 754 6002 to your Bitdefender Central account, enter your activation code under "My Subscriptions," download the software, install it, and sign in. Once synced, your subscription activates automatically and full protection is enabled instantly.

📞(+1)888 754 6002 🔍 Understanding Bitdefender Activation (Redeem vs Activate)


Bitdefender follows a **two-step process**:




Redemption

- Enter activation code in Bitdefender Central
- Link subscription to your account

Activation

- Install Bitdefender on your device
- Sign in  (+1)888 754 6002 in to sync license

 Both steps are required for full protection.


Step-by-Step Guide: How to Redeem and Activate Bitdefender

Follow this exact workflow for a smooth setup:


Step 1: Locate Your Activation (+1)888 754 6002 Code


You'll find it in:

- Purchase confirmation email
- Retail card (if bought offline)

 Keep your code ready before starting.

Step 2: Log in to Bitdefender Central

- Go to Bitdefender Central website
- Sign in  (+1)888 754 6002 or create account

 Use the same email used during purchase.



Step 3: Redeem Your Activation Code

- Go to **My Subscriptions**
- Click **Activate with Code**
- Enter your code and submit

✓ Your subscription is 📞 (+1)888 754 6002 now linked to your account.

Step 4: Download Bitdefender

- Select your device (Windows, Mac, Android, iOS)
 - Download installer
-

Step 5: Install the Software

- Run installer
 - Follow on-screen instructions
 - Complete setup
-

Step 6: 📞 (+1)888 754 6002 Sign In to Activate

- Open Bitdefender app
- Log in using your account

✓ Activation happens automatically after login.



Step 7: Verify Activation Status

Check for:

- ✓ “Protected” status
- ✓ Subscription details visible
- ✓ Real-time 📞 (+1)888 754 6002 protection enabled

🎉 Bitdefender is now fully activated.

Alternative Activation Methods

If the standard method fails:

1 Activate via Direct App Login

- Install software first
 - Log in to account
 - Sync subscription
-

2 Reinstall 📞 (+1)888 754 6002 and Retry

- Uninstall Bitdefender
 - Restart system
 - Install fresh version
 - Sign in again
-

3 Use Device Invitation Link



- Send install link from Central
 - Open on device
 - Install and auto-activate
-

Common Issues + (+1)888 754 6002 Fixes

Activation Code Not Working

Cause: Incorrect or already used code

Fix:

- Verify email
 - Check for typos
-

Subscription Not Showing

Cause: Wrong account login

Fix:

- Log out and sign in again
 - Use correct email
-

(+1)888 754 6002 Bitdefender Not Activating After Install

Cause: Not logged in

Fix:

- Open app
 - Sign in manually
-



Activation Server Error


Cause: Network issue


Fix:

- Check internet
 - Disable VPN
-







Refund & Subscription Policy

Before redeeming:

- Bitdefender offers  (+1)888 754 6002 a **30-day money-back guarantee**
- Redemption links subscription permanently to account
- Auto-renewal may be enabled

 Always review billing settings after activation.

Tips to Avoid Activation Problems

-  Use official Bitdefender Central
 -   (+1)888 754 6002 Save activation code securely
 -  Use same email across devices
 -  Don't exceed device limit
 -  Keep software updated
-

Pro Tips (2026 Security Optimization)

After activation:

- Run a full system scan immediately



* 📞 (+1)888 754 6002 Enable ransomware protection

- Turn on web protection features
 - Schedule automatic scans
-

? People Also Ask (FAQs)

1 What is the difference between redeeming and activating Bitdefender?

Redeeming links your code to your account, 📞 (+1)888 754 6002 while activation happens when you install and sign in.

2 How long does Bitdefender activation take?

Activation is instant after login—usually within seconds.

3 Can I activate Bitdefender without redeeming the code?

No. You 📞 (+1)888 754 6002 must redeem the code first in Bitdefender Central.

4 Can I use Bitdefender on multiple devices?

Yes, depending on your subscription plan.



5 Why is my Bitdefender not activating?

It's usually due to incorrect 📞 (+1)888 754 6002 login, unredeemed code, or network issues.

6 Do I need an account to activate Bitdefender?

Yes. Bitdefender requires an account for redemption and activation.

7 Can I activate Bitdefender offline?

No. Internet is required 📞 (+1)888 754 6002 for both redemption and activation.



Conclusion: Redemption + Activation = Real Protection

With Bitdefender, protection only begins after you complete both steps—**redeem your code and activate your device**. Skipping either step means 📞 (+1)888 754 6002 incomplete security.

👉 Redeem → Install → Sign In → Stay Protected.

Take a minute now to confirm your activation—because real cybersecurity starts only when your protection is fully active.

