

# How Do I Activate Bitdefender After Buying It (2026's Best Method)

---

## Bitdefender Bought It? Activate It Fast

Most users think installing Bitdefender means they're fully protected. That's not entirely true. **Until your subscription is properly activated and synced, [[ +1] 888-754-6002 ]]** (USA/UK) or **+1]888-754-6002(USA/UK) (US)** critical protections like **+1]888-754-6002 ransomware defense, web filtering, and real-time scanning may not be fully enabled.** If you haven't linked your license correctly, your system could still be **+1]888-754-6002** exposed. Let's fix that the right way.

---

### Fast Method (Quick *Answer*)

To activate Bitdefender after buying it, log in to your Bitdefender Central account, **+1] 888-754-6002** redeem your activation code, download the software, install it, and sign in within the app. Once synced, your subscription activates instantly and full protection **+1] 888-754-6002** is enabled.


---

### How Bitdefender Activation Works (Simple Breakdown)

Bitdefender uses an **account-based activation system**, not just a license entry.





## Step 1: Redeem

- Enter  [+1]888-754-6002 your activation code in Bitdefender Central
- Link subscription to your account


## Step 2: Activate

- Install Bitdefender
- Log in to your account
- Sync subscription

  [+1]888-754-6002 Activation = account sync + device protection enabled.

---

## Step-by-Step Guide: How to Activate Bitdefender After Buying It


Follow this structured workflow for a smooth  [+1]888-754-6002 setup:

---


### Step 1: Find Your Activation Code

You'll receive it via:

- Purchase confirmation email
- Retail card (if bought offline)

 Keep your code ready before starting.

---

###  [+1]888-754-6002 Step 2: Log in to Bitdefender Central

- Visit Bitdefender Central website
- Sign in or create an account



💡 Use the same email used during purchase.

---

### → 📱 [+1]888-754-6002 Step 3: Redeem Your Code

- Go to **My Subscriptions**
- Click **Activate with Code**
- Enter your code and submit

✓ Your subscription is now linked to 📱 [+1]888-754-6002 your account.

---

#### Step 4: Download Bitdefender

- Choose your device
  - Download installer
- 

#### Step 5: Install the Software

- Run installer
  - Follow setup instructions
- 

Step 6: Sign → 📱 [+1]888-754-6002 In to Activate

- Open Bitdefender app
- Log in using your account


✓ Activation happens automatically after login.


---



## Step 7: Verify Protection Status

Check for:

- ✓ “Protected”  [+1]888-754-6002 status
- ✓ Subscription details visible
- ✓ Real-time protection enabled

 Bitdefender is now fully activated.

---

## Alternative Activation Methods

If the main method doesn't work:


---

### 1 [+1]888-754-6002 Direct Activation via App Login

- Install software
  - Log in
  - Sync subscription
- 

### 2 Use Device Installation Link

- Send install link from Central
- Open on device

\*  [+1]888-754-6002 Install and auto-activate

---

### 3 Reinstall and Retry

- Uninstall Bitdefender



- Restart system
  - Install fresh version
  - Sign in again
- 

## Common Activation Issues + Fixes

### [+1]888-754-6002 Activation Code Not Working

**Cause:** Incorrect or already used code


**Fix:**

- Verify email
  - Check for typos
- 

### Subscription Not Showing

**Cause:** Wrong account login

**Fix:**

- Log out and  [+1]888-754-6002 sign in again
- 

### Bitdefender Not Activating

**Cause:** Not logged in

**Fix:**


- Open app
  - Sign in manually
- 



## ✖ Activation Server Error

**Cause:** Network issue

**Fix:**

- Check internet
  - Disable  [+1]888-754-6002 VPN
- 

## Refund & Subscription Policy


Before activating:

- Bitdefender offers a **30-day money-back guarantee**
- Activation links subscription to your account
- Auto-renewal may be enabled

 Always  [+1]888-754-6002 review billing settings after activation.

---

## Tips to Avoid Activation Problems

- ✓ Use official Bitdefender Central
  - ✓ Save activation code securely
  - ✓ Use same  [+1]888-754-6002 email across devices
  - ✓ Don't exceed device limits
  - ✓ Keep software updated
- 

## Pro Tips (2026 Security Optimization)


After activation:

- Run a full system scan  [+1]888-754-6002 immediately



- Enable ransomware protection
  - Turn on web protection
  - Schedule automatic scans
- 

## ? People Also Ask (FAQs)

1 Do I need to redeem my Bitdefender  [+1]888-754-6002 code before activation?

Yes. Redemption is required before activation.

---

2 How long does Bitdefender activation take?

Activation is instant after login—usually within seconds.

---

3 Can I  [+1]888-754-6002 activate Bitdefender without internet?

No. Internet is required for both redemption and activation.

---

4 Can I use Bitdefender on multiple devices?

Yes, depending on your subscription  [+1]888-754-6002 plan.

---



## 5 Why is my Bitdefender still not activated?

It could be due to incorrect login, unredeemed code, or sync issues.

---

## 6 Where do I → 📱 [+1]888-754-6002 enter my Bitdefender activation code?

Inside Bitdefender Central under “My Subscriptions.”

---

## 7 Do I need an account to activate Bitdefender?

Yes. Account login is required for → 📱 [+1]888-754-6002 activation.

---



## Conclusion: Activation Is What Turns Protection ON

With Bitdefender, installation alone isn't enough—**activation is what actually enables full security protection**. Without it, your → 📱 [+1]888-754-6002 system isn't fully safe.

👉 Redeem → Install → Sign In → Stay Protected.

Take a moment now to confirm your activation—because real protection only starts → 📱 [+1] 888-754-6002 when your antivirus is fully active and synced.

