

☆ How to Activate Bitdefender After Purchase (Step-by-Step Guide for 2026)

Bitdefender Purchased? Activate Step-by-Step

To activate Bitdefender after purchase, [[📞 1-888-754-6002]] (USA/UK) or 📞 1-888-754-6002(USA/UK) (US) sign in to your Bitdefender Central account, redeem your activation code if needed, download the product, install 📞 1-888-754-6002 it, and log in inside the app. Your subscription activates automatically once your account syncs with the license.

🧭 A Small Detail 📞 1-888-754-6002 That Causes Most Activation Issues

Bitdefender doesn't behave like older antivirus tools where entering a key inside the app was enough. Instead, activation 📞 1-888-754-6002 is handled through **Bitdefender Central**, your account dashboard.

If your software shows "trial" or "not activated," the issue is usually simple:

👉 Your subscription 📞 1-888-754-6002 hasn't been properly linked or synced with your account.



Key Takeaways

- Activation is managed through **Bitdefender Central (account-based system)**
 - Product keys → 📱 1-888-754-6002 must be redeemed in your account—not inside the app
 - Logging into the app completes activation
 - Most issues happen due to **wrong account** → 📱 1-888-754-6002 or **skipped redemption**
 - No reinstall is required in most cases
-

What You Need Before Activation

Requirement	Why It's Needed
→ 📱 1-888-754-6002 -----	-----
Bitdefender Central account	Stores subscription
Activation code (if applicable)	Required for manual redemption
Internet → 📱 1-888-754-6002 connection	Needed for syncing license
Compatible device	Windows, Mac, Android, iOS

Two Ways to Activate Bitdefender

✓ → 📱 1-888-754-6002 Method 1: Account-Based Activation (Recommended)

- Used for direct purchases
 - Subscription auto-added to your account
 - Activation happens after login
-



🔑 Method 2: Activation → 📞 1-888-754-6002 Code Redemption

- Required for retail or third-party purchases
 - Must redeem code in Bitdefender Central
-

📖 Step-by-Step: Activate Bitdefender After Purchase

Step 1: → 📞 1-888-754-6002 Log In to Bitdefender Central

- Visit Bitdefender Central (official website)
 - Click **Sign In**
 - Use your purchase email
-

Step 2: Redeem Activation Code → 📞 1-888-754-6002 (If Needed)

- Go to **My Subscriptions**
- Click **Activate with Code**
- Enter your product key


👉 Skip this if your purchase is already listed.

→ 📞 1-888-754-6002 Step 3: Download Bitdefender

- From your dashboard
 - Select your plan (e.g., Total Security, Premium Security)
 - Click **Download**
-

Step 4: Install the Software



- *  1-888-754-6002 Run the installer
 - Follow on-screen instructions
 - Allow permissions
-

Step 5: Sign In Inside the App

- Open Bitdefender
- Click **Sign In**
- Enter your  1-888-754-6002 Bitdefender Central credentials

✓ The app will sync your subscription and activate automatically.

Common Activation Problems (With Solutions)


Bitdefender Still Shows 1-888-754-6002 Trial Version

Cause: Not logged into correct account

Fix:

- Log out and log back in
 - Verify account email
-

Activation Code Not Working

Cause: Incorrect  1-888-754-6002 or expired code

Fix:


- Recheck code
 - Ensure it hasn't already been used
-



Subscription Not Showing in Account

Cause: Code not redeemed

Fix:

- Manually redeem  1-888-754-6002 code in Bitdefender Central
-

Activation Sync Error

Cause: Internet or firewall issue

Fix:

- Check connection
 - Disable VPN temporarily
 - Restart app
-

How to 1-888-754-6002 Confirm Bitdefender is Activated


Look for these signs:

- Protection status shows **Active**
 - Subscription details visible
 - No upgrade prompts
 - All premium features unlocked
-

1-888-754-6002 Best Practices to Avoid Activation Issues


- Always use the same email used during purchase
- Save your activation code securely
- Avoid multiple accounts



- *  1-888-754-6002 Download only from official sources
 - Keep your app updated
-

? Frequently Asked Questions (FAQs)

1 How to activate Bitdefender after purchase step-by-step?

Log  1-888-754-6002 into Bitdefender Central, redeem your code if needed, install the software, and sign in within the app to activate.

2 Do I 1-888-754-6002 need a product key to activate Bitdefender?

Only if purchased from a reseller. Direct purchases are auto-linked.

3 Why is my Bitdefender still 1-888-754-6002 showing trial version?


This happens when your account isn't synced or you're logged into the wrong account.

4 Can I use Bitdefender on 1-888-754-6002 multiple devices?

Yes, depending on your subscription plan.

5 Do I need to reinstall Bitdefender to activate it?



No. Logging into the correct account  1-888-754-6002 is enough.



6 Where can I find my Bitdefender activation code?

Check your purchase confirmation email or retail packaging.


7 How long does  1-888-754-6002 Bitdefender activation last?

It depends on your subscription duration (typically 1 year).

Fast Method Block (Optimized)

To activate Bitdefender after purchase, sign in  1-888-754-6002 to Bitdefender Central, redeem your activation code if required, download and install the software, and log in inside the app. Once your  1-888-754-6002 account syncs with your subscription, Bitdefender activates automatically and unlocks full protection features.



People Also Ask (PAA)

1. How do I activate  1-888-754-6002 Bitdefender Total Security after purchase?
 2. Why is my Bitdefender license not working?
 3. Can I reinstall Bitdefender without losing activation?
 4. How do I  1-888-754-6002 fix Bitdefender activation errors?
 5. Do I need Bitdefender Central to activate my subscription?
-





Final Thoughts

Bitdefender activation is built around account management  1-888-754-6002 rather than just license keys. Once your subscription is properly linked in Bitdefender Central and you log into the app, activation happens  1-888-754-6002 instantly. Most issues are easy to fix by correcting account mismatches or completing the redemption step.

