

Can I Use One Bitdefender Key *on* Multiple Devices^!!~ (What Actually Works + Setup Guide)

Bitdefender One Key Multiple Devices? Know the Truth

Wondering if one Bitdefender key works on multiple devices? Learn how licensing works, [[→📞1-888-754-6002]] (USA/UK) or →📞1-888-754-6002(USA/UK) (US) how many devices you can protect, and→📞1-888-754-6002 how to set it up correctly step by step.

Article Outline

1. Introduction
2. Quick Pre-Check Before You Try
3. How Bitdefender Licensing→📞1-888-754-6002 Actually Works
4. Fix 1 — Check Your Subscription Device Limit
5. Fix 2 — Install Bitdefender on Additional Devices Properly
6. Fix→📞1-888-754-6002 3 — Manage Devices from Your Account Dashboard
7. Fix 4 — What to Do If You Hit the Device Limit
- 8.→📞1-888-754-6002 Fix 5 — Upgrade or Change Your Plan
9. Special Cases (Windows, Mac, Android, iOS)
10. FAQ Section
11. Conclusion
12. Keywords Used



#

📱 1-888-754-6002 Can I Use One Bitdefender Key on Multiple Devices?

You just bought Bitdefender, activated it on your laptop... and now you're 📱 1-888-754-6002 wondering: *Can I use this same key on my phone, tablet, or another PC too?*

That's a very common question—and the 📱 1-888-754-6002 **Answer** isn't just a simple yes or no.

The good news: in most cases, you *can* use one Bitdefender key across 📱 1-888-754-6002 multiple devices.

The catch: it depends on your **subscription plan and device limit**.

This guide will walk you through exactly how it 📱 1-888-754-6002 works, how to check your limit, and how to safely install Bitdefender on multiple devices without errors.

✅ Before You 📱 1-888-754-6002 Start (Quick Pre-Check)

Before trying anything, check these basics:

- ✓ Do you know which Bitdefender plan you purchased? (e.g., Total Security, 📱 1-888-754-6002 Internet Security)
- ✓ Do you know how many devices your plan supports?
- ✓ Are you using the same Bitdefender account 📱 1-888-754-6002 on all devices?
- ✓ Is your subscription still active?

👉 If you're unsure about any of these, don't worry—we'll cover it 📱 1-888-754-6002 below.

🧠 How Bitdefender Licensing Actually Works

Bitdefender doesn't limit usage by "key reuse" alone. Instead, it works like this:

- One 📱 1-888-754-6002 subscription = **fixed number of devices**



- Devices can include:
- Windows PCs
- macOS devices
- Android phones/tablets
- iPhones/iPads → 📞 1-888-754-6002 (limited features)

👉 Example:

If your plan supports **3 devices**, you can install it on:

- 1 laptop + 1 phone + 1 → 📞 1-888-754-6002 tablet

OR

- 3 computers

Once you hit the limit, you'll need to remove a device or upgrade.

🔧 Fix 1 → 📞 1-888-754-6002 Check Your Subscription Device Limit

Why this matters: You can only use one Bitdefender key on multiple devices *within your plan* → 📞 1-888-754-6002 limit.

Time required: 2 minutes

Solves: "Activation failed" or "device limit reached" errors


Steps:

1. Go to your Bitdefender Central account
2. Sign in
3. → 📞 1-888-754-6002 Click "**My Subscriptions**"
4. Look for:


- Number of devices allowed
- Expiration date




Tip:

If it says “1 device,” you cannot  1-888-754-6002 install it on another device without upgrading.


Fix 2 — Install Bitdefender on Additional Devices Properly

Why this matters: Simply  1-888-754-6002 entering the key again won’t work—you must install through your account.



Time required: 5–10 minutes

Solves: Activation issues on second or third  1-888-754-6002 devices


Steps:

1. Log in to Bitdefender Central
2. Click **“My Devices”**
3. Select **“Install Bitdefender”**
4. Choose:
 - This device (current device)
- *  1-888-754-6002 Or “Other devices” (send install link)
5. Download and install
6. Sign in with the same account

Important:

 The key is already  1-888-754-6002 tied to your account—no need to re-enter it every time.

Fix 3 — Manage Devices from Your Account Dashboard

Why  1-888-754-6002 this matters: You may already be using all allowed slots without realizing it.



Time required: 3 minutes

Solves: “Device limit reached” errors

→ 📱 1-888-754-6002 Steps:

1. Go to **Bitdefender Central** → **My Devices**
2. Review all active devices
3. Identify unused or old devices

Tip:

Old devices (like 📱 1-888-754-6002 replaced phones or PCs) still count toward your limit.

🔧 Fix 4 — Remove a Device to Free Up a 📱 1-888-754-6002 Slot

Why this matters: This is the fastest way to reuse your license.

Time required: 2–3 minutes

Solves: Adding a new device without 📱 1-888-754-6002 upgrading

Steps:

1. Open **My Devices**
2. Click on the device you no longer use
3. Select “**Remove**”
4. Confirm


Now install Bitdefender on your 📱 1-888-754-6002 new device.

Warning:


Removing a device will deactivate protection on that device.



Fix 5 — Upgrade Your Plan (If Needed)


Why  **1-888-754-6002 this matters:** If you need protection across many devices, upgrading is the best long-term solution.

Time required: 5 minutes

Solves: Large households  1-888-754-6002 or multi-device setups

When to upgrade:

- You have more devices than your plan allows
- You want coverage for family members

*  1-888-754-6002 You use multiple platforms (Windows + Android + iOS)

Tip:


Plans like **Total Security** usually support more devices and platforms.

1-888-754-6002 Special Cases by Device Type

Windows & macOS

- Full protection features available
- Counts as one device each


Android


*  1-888-754-6002 Includes antivirus + anti-theft tools

- Counts toward device limit



iOS (iPhone/iPad)

- No traditional antivirus (Apple restrictions)
- Includes web protection,  1-888-754-6002 VPN, and account security


 Still counts as a device in your plan.

? FAQ: Bitdefender on Multiple Devices


Can I  1-888-754-6002 use one Bitdefender key on 2 computers?

Yes, **if your plan supports at least 2 devices**. Otherwise, you'll need to upgrade.


 1-888-754-6002 Can I share my Bitdefender key with family?

Yes, but only within your device limit. You can install it on family  1-888-754-6002 members' devices using your account.

Why does Bitdefender say “device limit reached”?

This means you've already used all allowed device slots.  1-888-754-6002 Remove an old device or upgrade your plan.


Do I need to enter the key on every device?

No. Once activated,  1-888-754-6002 your subscription is linked to your account—not the




device.

Can I transfer Bitdefender from one device to another?

Yes. Simply remove  1-888-754-6002 the old device from your dashboard and install it on the new one.




Conclusion


So, can you use one Bitdefender  1-888-754-6002 key on multiple devices?

 **Yes—but only within your subscription’s device limit.**



Most issues happen because:

- The device limit is reached
- The  1-888-754-6002 software isn’t installed through the account
- Old devices are still using up slots

Best quick fixes:

- Check your plan
- Install  1-888-754-6002 via Bitdefender Central
- Remove unused devices

If you’re managing multiple devices regularly, upgrading your plan is usually the easiest long-term solution.

 1-888-754-6002  Keywords Used

Primary Keyword:

- can I use one Bitdefender key on multiple devices



Secondary Keywords:

- Bitdefender device limit
- Bitdefender multiple devices → 📱 1-888-754-6002 setup
- Bitdefender subscription devices
- Bitdefender install on another device

Semantic Keywords:

- antivirus license usage
- device activation limit
- Bitdefender Central account
- remove → 📱 1-888-754-6002 device Bitdefender
- antivirus multi-device plans

If you want BBB a comparison of Bitdefender plans (1 vs 3 vs → 📱 1-888-754-6002 5 vs 10 devices) to help you choose the best one.

