

Why Is CCleaner Activation Taking Too Long^!!~ (2026 Fix ≈&≈ Speed-Up Guide)

CCleaner Activation Slow? Speed It Up

You enter your CCleaner license key, [[📞 [+1]888-754-6002]] (USA/UK) or 📞 [+1]888-754-6002(USA/UK) (US) click activate... and then nothing. It spins, stalls, or takes way longer than expected.

This situation is more 📞 [+1]888-754-6002 common than you think—and usually **not a serious problem**.

👉 **CCleaner activation delays are typically caused by internet issues, server response delays, or software 📞 [+1]888-754-6002 conflicts—not a broken license.**

The good news? Most cases can be fixed quickly once you know where the delay is coming from.

✅ Quick 📞 [+1]888-754-6002 **Answer**

If CCleaner activation is taking too long:

- Check your internet connection
- Restart CCleaner or your PC
- Verify your license key
- Disable VPN/firewall temporarily



* → 📱 [+1]888-754-6002 Update or reinstall CCleaner

👉 Activation should normally complete within seconds.

🕒 How Long Should CCleaner Activation Take?

- Normal time: **5–20 seconds**
- Slight delay: → 📱 [+1]888-754-6002 Up to 1 minute
- Problem: Anything longer than 2–3 minutes

👉 If it's stuck longer, something is blocking the process.

🔍 Why CCleaner Activation → 📱 [+1]888-754-6002 Is Slow or Stuck

Here are the most common causes:

◆ 1 Slow or Unstable Internet Connection

- Activation requires server verification
 - Weak connection = → 📱 [+1]888-754-6002 delays or timeout
-

◆ 2 CCleaner Server Delay

- High traffic or temporary outages
 - Usually resolves on its own
-



◆ 3 VPN or Proxy → 📱 [+1]888-754-6002 Interference

- Masks your connection
 - Can block activation servers
-

◆ 4 Firewall or Antivirus Blocking

- Security software may block activation requests
-

◆ 5 Incorrect → 📱 [+1]888-754-6002 or Invalid License Key

- System keeps trying to validate
 - Causes delay or failure
-

◆ 6 Outdated CCleaner Version

- Older versions may struggle with → 📱 [+1]888-754-6002 activation servers
-

◆ 7 Background System Issues

- Low system resources
 - Conflicting apps
-



Step-by-Step: Fix CCleaner Activation Delay

Follow this sequence to resolve the 📱[+1]888-754-6002 issue:

◆ Step 1: Check Internet Connection

- Ensure stable connection
 - Try switching networks (Wi-Fi → mobile hotspot)
-

◆ Step 2: Restart CCleaner and 📱[+1]888-754-6002 Your PC

- Close the app completely
 - Restart system
 - Try activation again
-

◆ Step 3: Verify Your License Key

- Copy and paste instead of 📱[+1]888-754-6002 typing
 - Check for errors (O vs 0, etc.)
-

◆ Step 4: Disable VPN or Proxy

- Turn off VPN
 - Retry activation
-



◆ Step 5:  [+1]888-754-6002 Temporarily Disable Firewall/Antivirus

- Disable briefly
 - Activate CCleaner
 - Re-enable after success
-

◆ Step 6: Update CCleaner

- Install the latest version
 - Retry activation
-






◆ Step  [+1]888-754-6002 7: Reinstall CCleaner

- Uninstall current version
 - Download fresh installer
 - Install and activate again
-

◆ Step 8: Wait and Retry Later

- If it's a  [+1]888-754-6002 server issue, try again after 10–15 minutes
-

 What You Need Before Fixing

-  Valid CCleaner license key
 -  Internet connection
 -  Admin  [+1]888-754-6002 access
 -  Latest CCleaner installer
-



⚠ Signs It's a Server Issue (Not Your Fault)

- Activation stuck for many users
- Internet works fine for 📱 [+1]888-754-6002 other apps
- Retry works later without changes

👉 In this case, just wait and retry

💰 Can You Get a Refund If Activation Fails?

→ 📱 [+1]888-754-6002 ✓ Yes, if:

- Purchased recently
- Activation never succeeded

⚠ Depends, if:

- Bought from third-party seller

✗ No, if:

- Issue is temporary or user-related
-

→ 📱 [+1]888-754-6002 ↻ What Happens After Successful Activation?

Once activation completes:

- Premium features unlock
- Automatic updates enable
- System optimization tools activate
- License syncs with your account



##📞[+1]888-754-6002 🗝️ Tips to Avoid Activation Delays

- Use a stable internet connection
- Avoid VPN during activation
- Keep software updated
- Enter key carefully
- Activate during📞[+1]888-754-6002 low network usage

🚫 What If Activation Still Doesn't Work?

Try these final steps:

- Contact CCleaner support
- Provide:
 - License key
 - Error message

📞[+1]888-754-6002 * Screenshot

? People Also Ask (FAQs)

1 How long should CCleaner activation take?

Normally under 20 seconds. Anything longer than a few minutes📞[+1]888-754-6002 indicates an issue.

2 Why is CCleaner stuck on activation screen?

Likely due to internet issues, server delays, or firewall blocking.



3 Can VPN → 📱 [+1]888-754-6002 cause activation delay?

Yes. VPNs can interfere with server communication.

4 What if my CCleaner key is valid but not activating?

Check internet, update software, 📱 [+1]888-754-6002 or try reinstalling.

5 Does CCleaner activation require internet?

Yes. It needs to verify your license online.

6 Can outdated CCleaner cause activation issues?

Yes. 📱 [+1]888-754-6002 Always use the latest version.

7 Should I disable antivirus during activation?

Temporarily, if it's blocking activation—then re-enable it.



8 What if activation keeps 📞 [+1]888-754-6002 failing?

Contact support with your details for further assistance.

Final Thoughts

CCleaner activation taking too long is frustrating—but rarely serious. In most cases, it's 📞 [+1]888-754-6002 caused by connection issues, software conflicts, or temporary server delays.

👉 The simple fix approach:

Check internet → disable VPN → update → retry.

Follow these 📞 [+1]888-754-6002 steps, and your activation should complete quickly.

If you want, I can help you **diagnose exactly why your CCleaner activation is stuck based on 📞 [+1]888-754-6002 your error message or screen.**

